

Action Bot


- Answer data related questions
- Perform Record Actions OOTB
- Perform Related Actions OOTB
- Function calls with customizations*
- Packaged in ChatGPT Data Bot BB on Canvas and App Market
- < 30 min set up



Appian Assistant

Use this AI Powered chatbot to quickly retrieve information from this application. Try asking about data or to take action.

Ask me a question or tell me what to do

 SEND

Action Bot

- Automated logic
- Work from a single interface
- Save time navigating application
- Extend to whatever you want



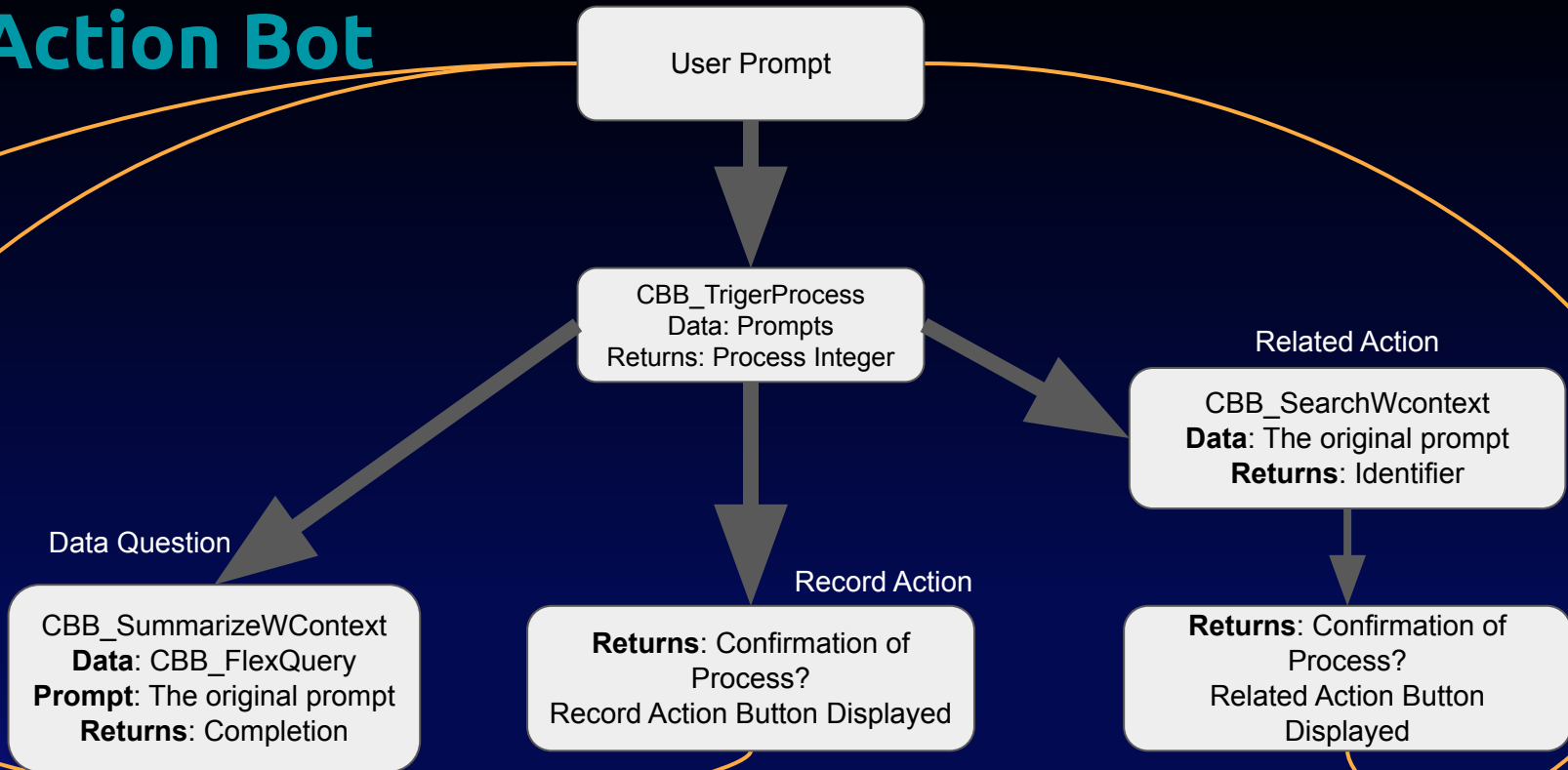
Appian Assistant

Use this AI Powered chatbot to quickly retrieve information from this application. Try asking about data or to take action.

Ask me a question or tell me what to do

 SEND

Action Bot



Integration Prompt - Function Call

Train yourself to recognize keywords in a user's prompt and respond appropriately. The bot should identify specific keywords or phrases in the user's input and select the corresponding response based on the following dataset. Only respond with the specified processId of the data:

& **ri!data** &

If you do not find any accurate matches, return the number 911. If the user's prompt is asking a question or contains a ? then return the number 911. Your response should be only a number value and contain no text. Here is your prompt:

Prompt Data

↑	Id	Prompt	Response
	1	Create an event	1
	2	Send an alert	2
	3	Create absence	3
	4	Create an employee	4
	5	update employee	5
	6	Update event	6
	7	Update alert	7
	8	Update operation	8
	9	Update location	9

9 items

Conversation Saving

Local Variable - a!map()

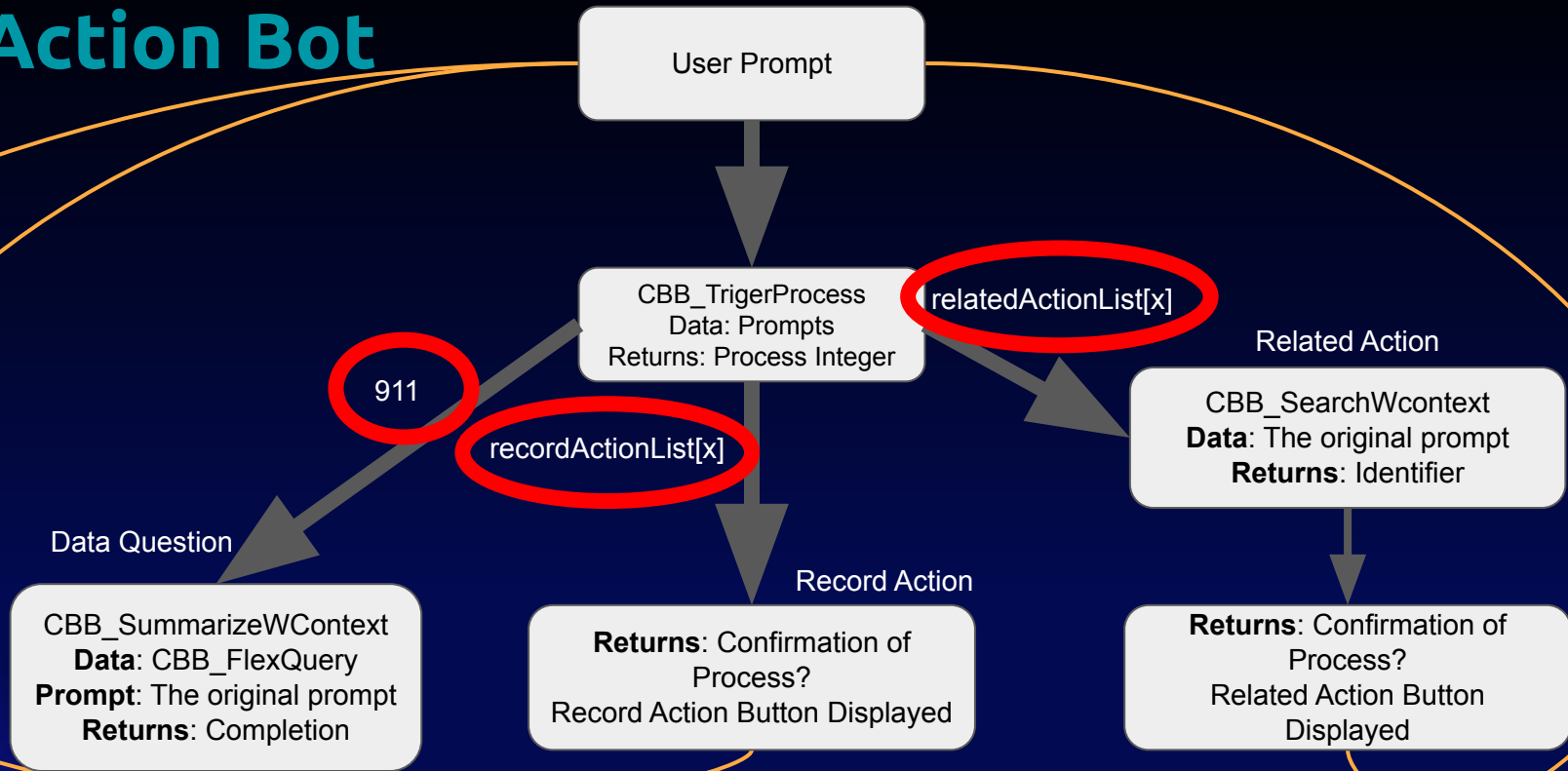
Now

- Id
- Prompt
- recordAction?
- relatedAction?
- dataTrigger?

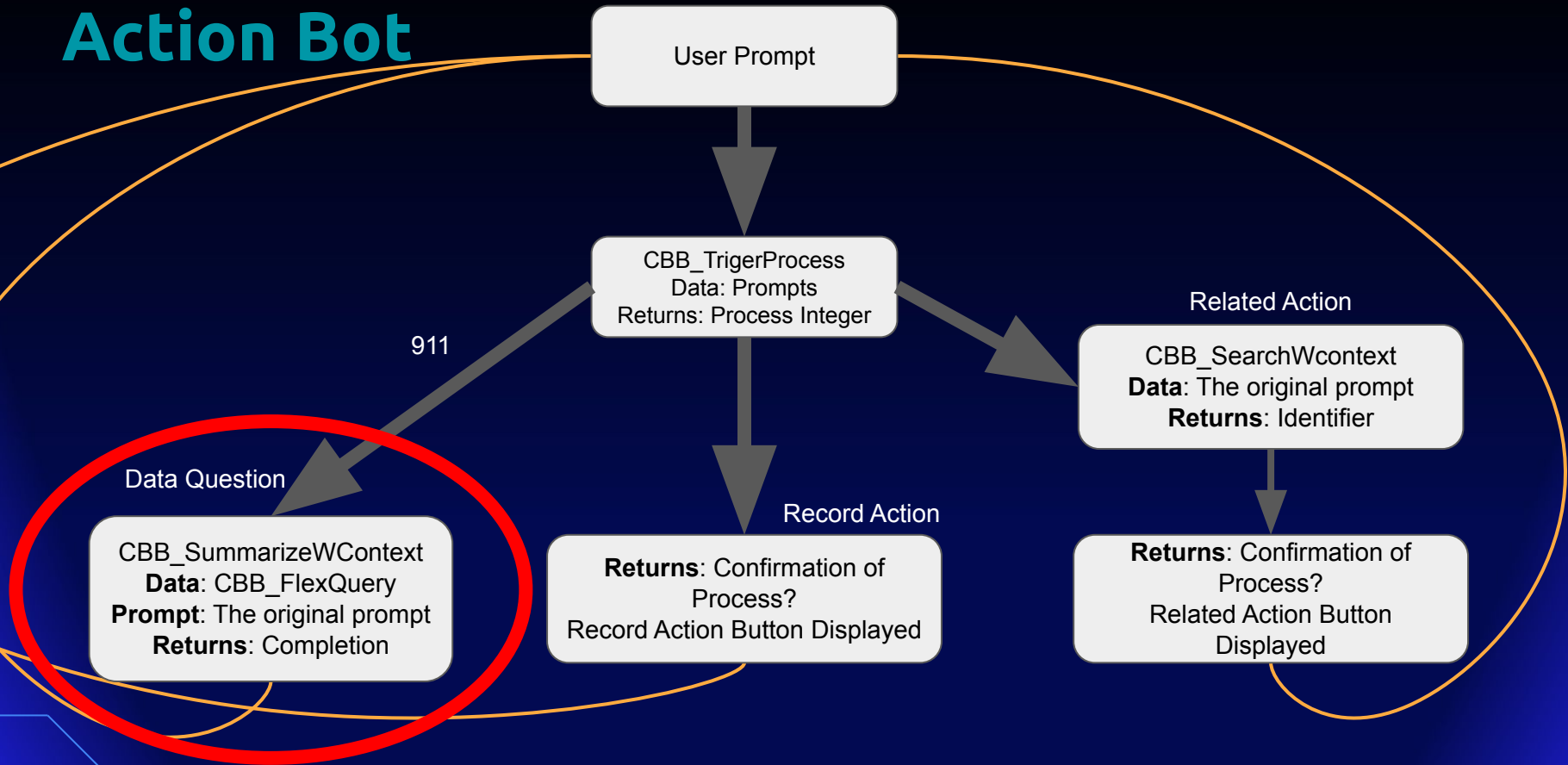
Later

- cantFind?
- relatedActionIdentifier
- recordActionItem
- Response
- Completion

Action Bot



Action Bot



Integration Prompt - Summarize

Assistant is an intelligent chatbot designed to help users answer their data related questions.

Instructions:

- Read the dataset provided: & **ri!data** &
- Answer the question from the user
- If you're unsure of an answer, say that

Data

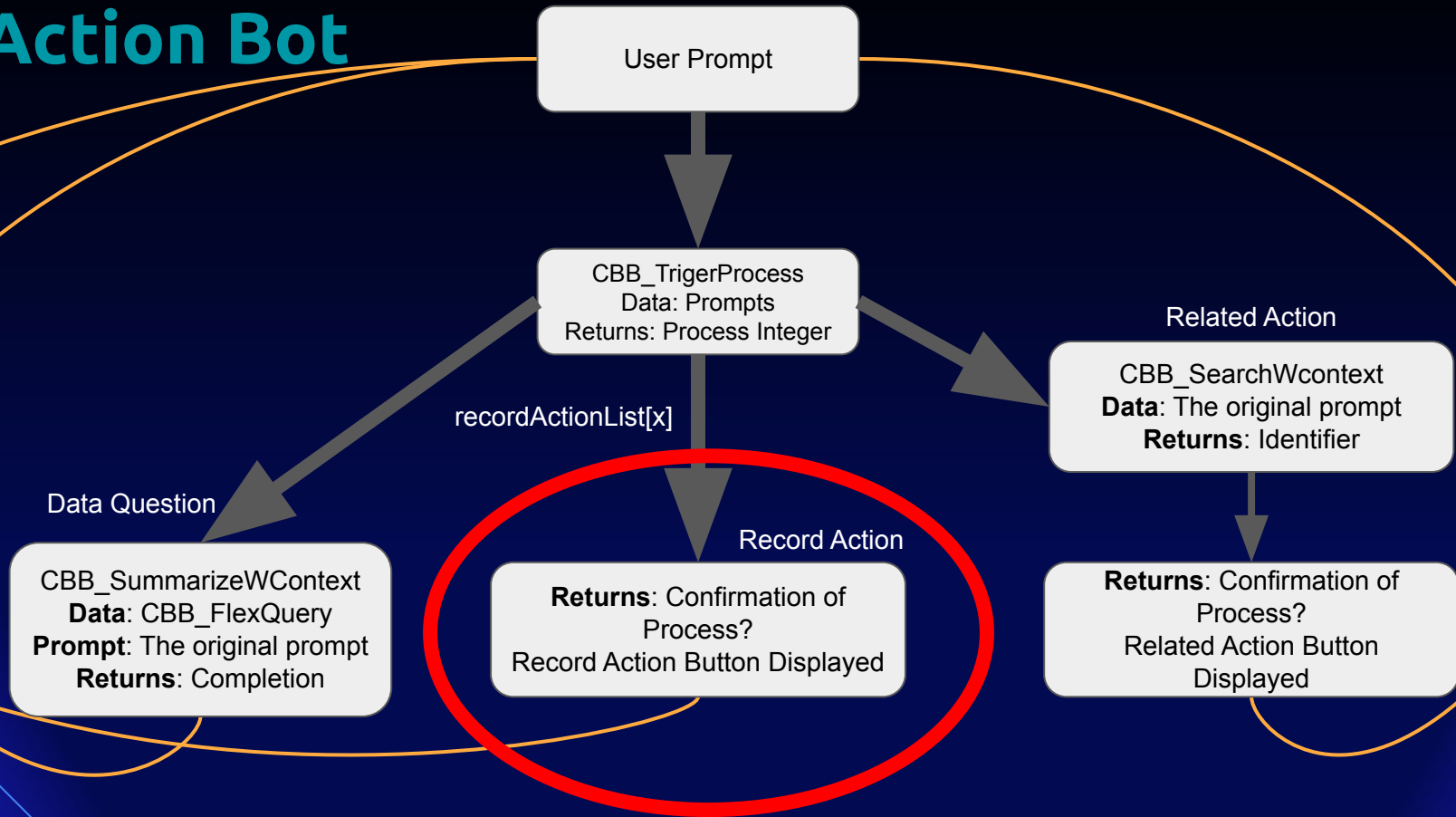
Anything - just use the parameters defined in rule input

RecordType, Fields & Relationships, Filters, Batchsize

Saves response to conversation local variable

```
</> CBB_flexQuery
1  toString(
2  alqueryRecordType(
3    recordType: ri!recordType,
4    fields: ri!fields,
5  filters: alqueryLogicalExpression(
6    operator: "AND",
7  filters: {
8    if(alisNullOrEmpty(ri!filters),
9    {},
10   ri!filters)
11  },
12  ignoreFiltersWithEmptyValues: true,
13  ),
14  pagingInfo: alpagingInfo(
15    startIndex: 1,
16  batchSize: aldefaultValue(
17    value: ri!batchSize,
18    default: 100
19  )
20  )
21  ).data
22  )
```

Action Bot



Conversation Saving

Record action list from rule
input

recordActionList [response]

[-] [3]	[id:3,prompt:Create a new event...
● id	3
● prompt	Create a new event
● response	1
● recordAction	true
● relatedAction	false
● dataTrigger	false
● relatedActionPrompt	null
● cantFind	false
● showRelatedActionButt...	false
● relatedActionIdentifier	null
● recordActionItem	FieldLayout ←

Integration Prompt - Search

The user is looking to take action on a data object. Your job is to return the ID field for the object they are referring to in the following dataset:"

& **ri!data** &

Use clues in the users prompt to help you identify the appropriate ID field. Look for matching values in the dataset based on the prompt. You are very good at your job and when you cannot find a good match in the data set - you return the number 911. You are being used to help speed up a user searching through a dataset. Only do your job and do not say you can't perform the task. NEVER INCLUDE ANY TEXT IN YOUR RESPONSE! ONLY RETURN THE ID FIELD INTEGER VALUE! If there are multiple values, ONLY RETURN THE FIRST ONE IN THE LIST! Please only return the ID field and nothing else in your response. Here is your prompt:

& **ri!prompt**

Data

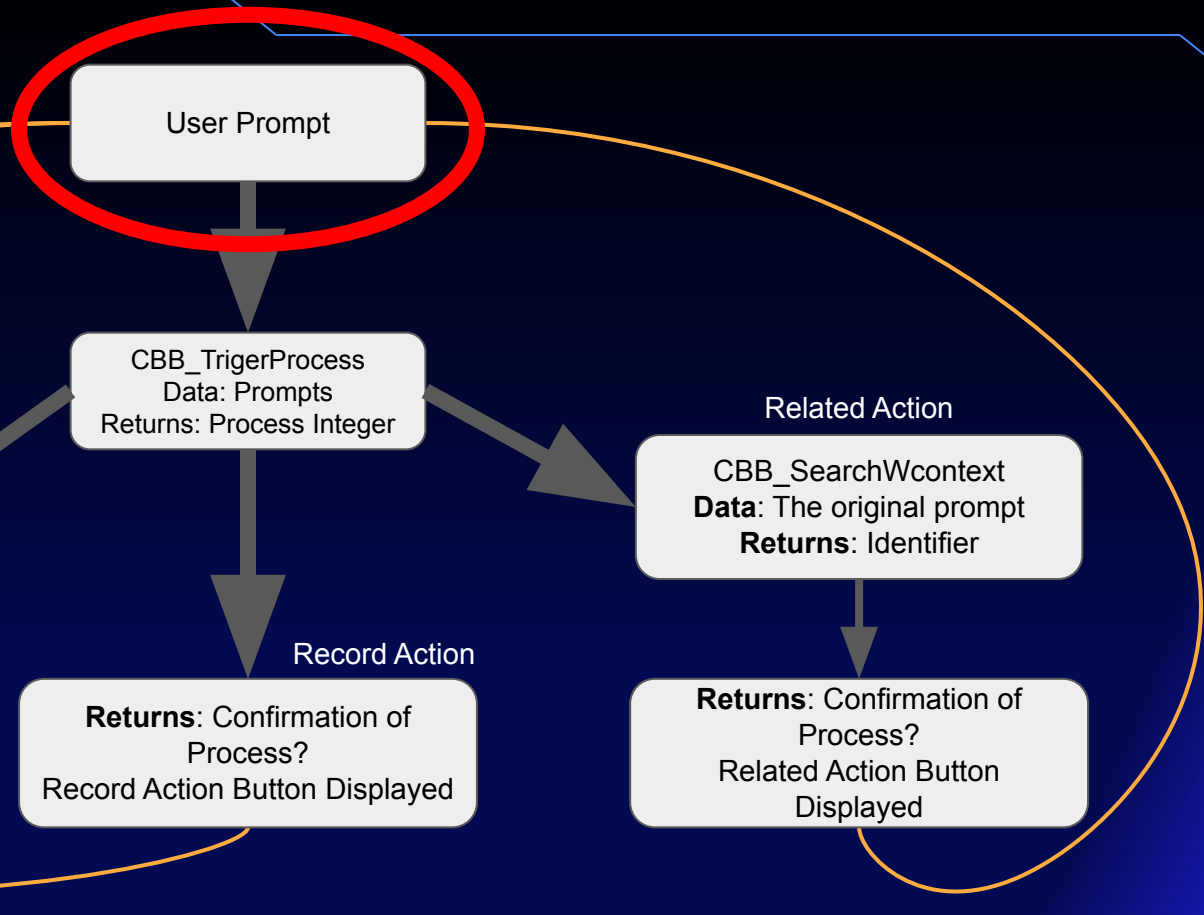
Anything - just use the parameters defined in rule input for relatedActionData.

Saves identifier to conversation local variable.

Combines with Related Actions in rule input to display button - null safe if unconfident

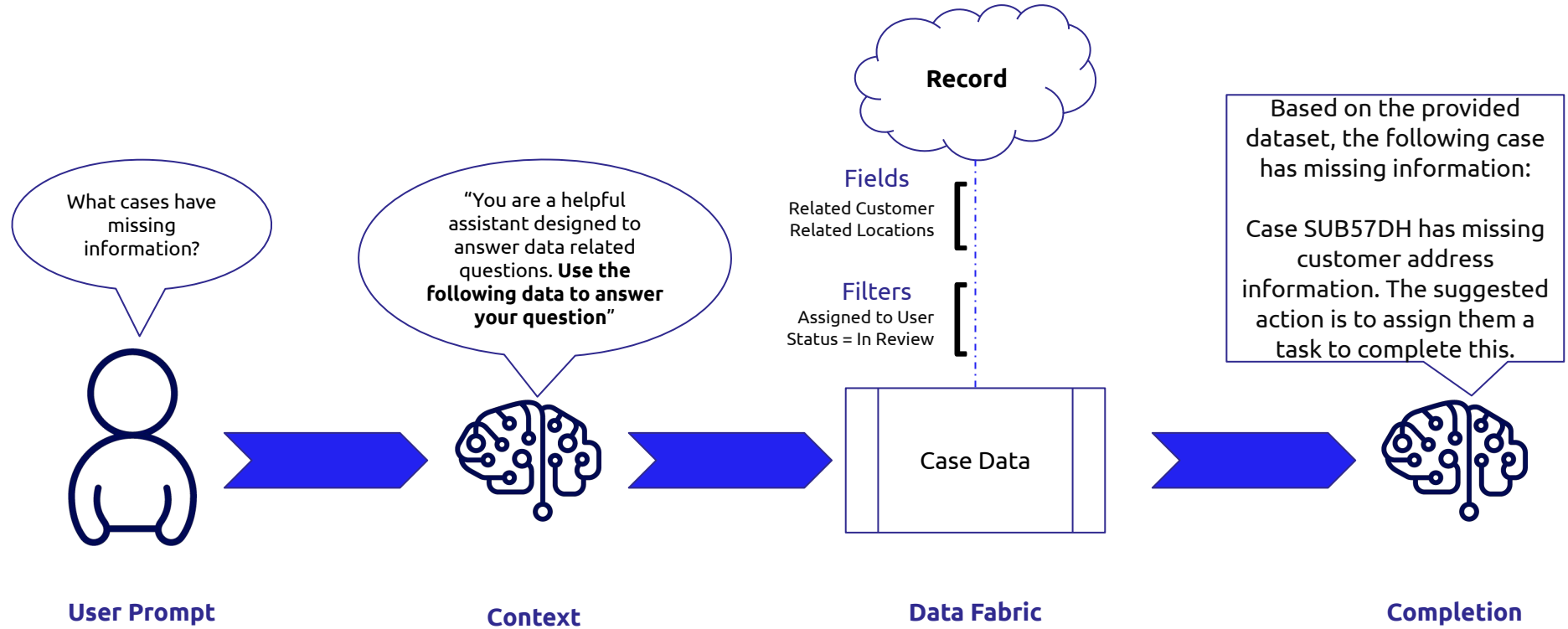
```
</> CBB_flexQuery
1 toString(
2   a!queryRecordType(
3     recordType: rilrecordType,
4     fields: rilfields,
5     filters: a!queryLogicalExpression(
6       operator: "AND",
7       filters: {
8         if(a!isNullOrEmpty(rilfilters),
9           {},
10          rilfilters)
11       },
12       ignoreFiltersWithEmptyValues: true,
13     ),
14     pagingInfo: a!pagingInfo(
15       startIndex: 1,
16       batchSize: a!defaultValue(
17         value: rilbatchSize,
18         default: 100
19       )
20     )
21   ).data
22 )
```


Action Bot

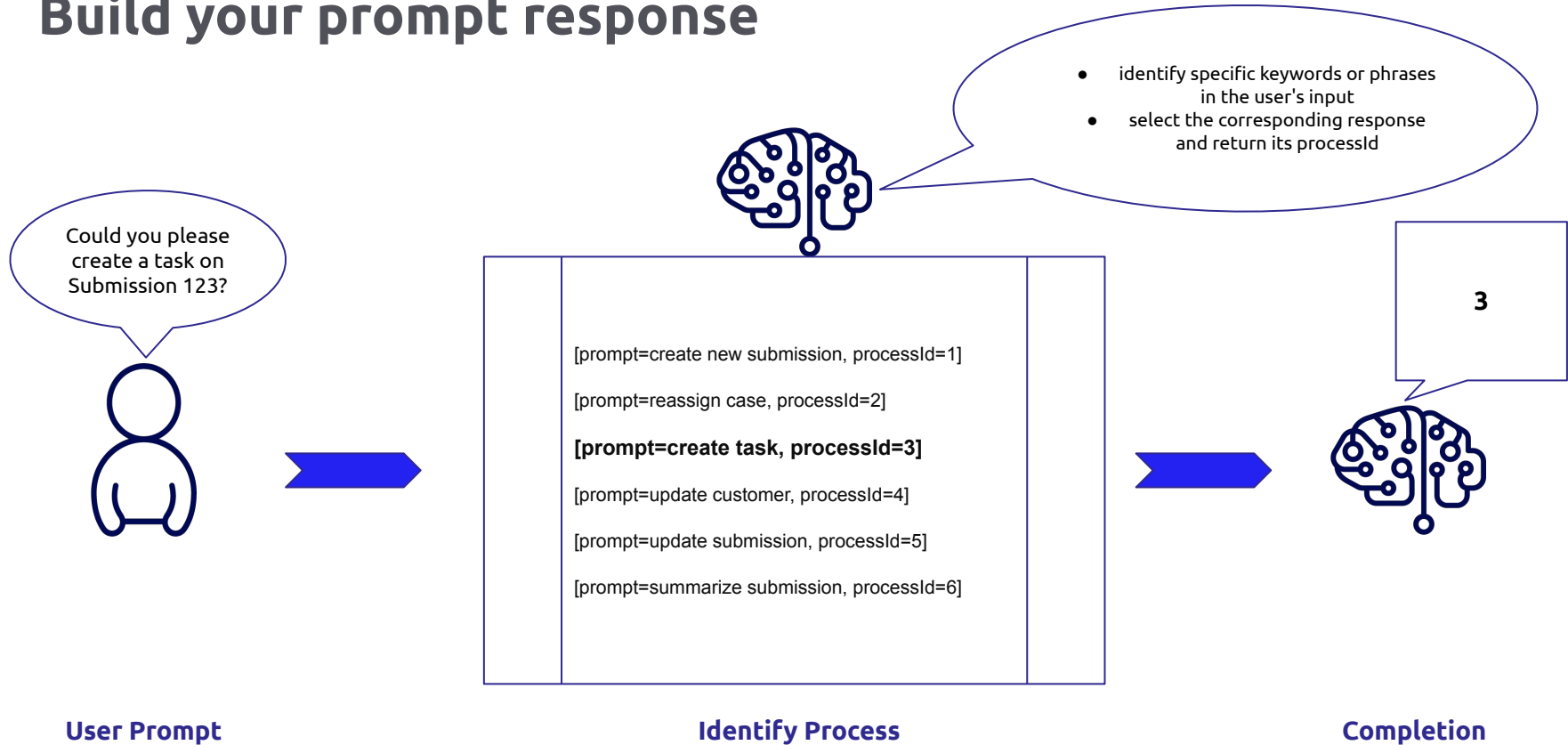


Appendix

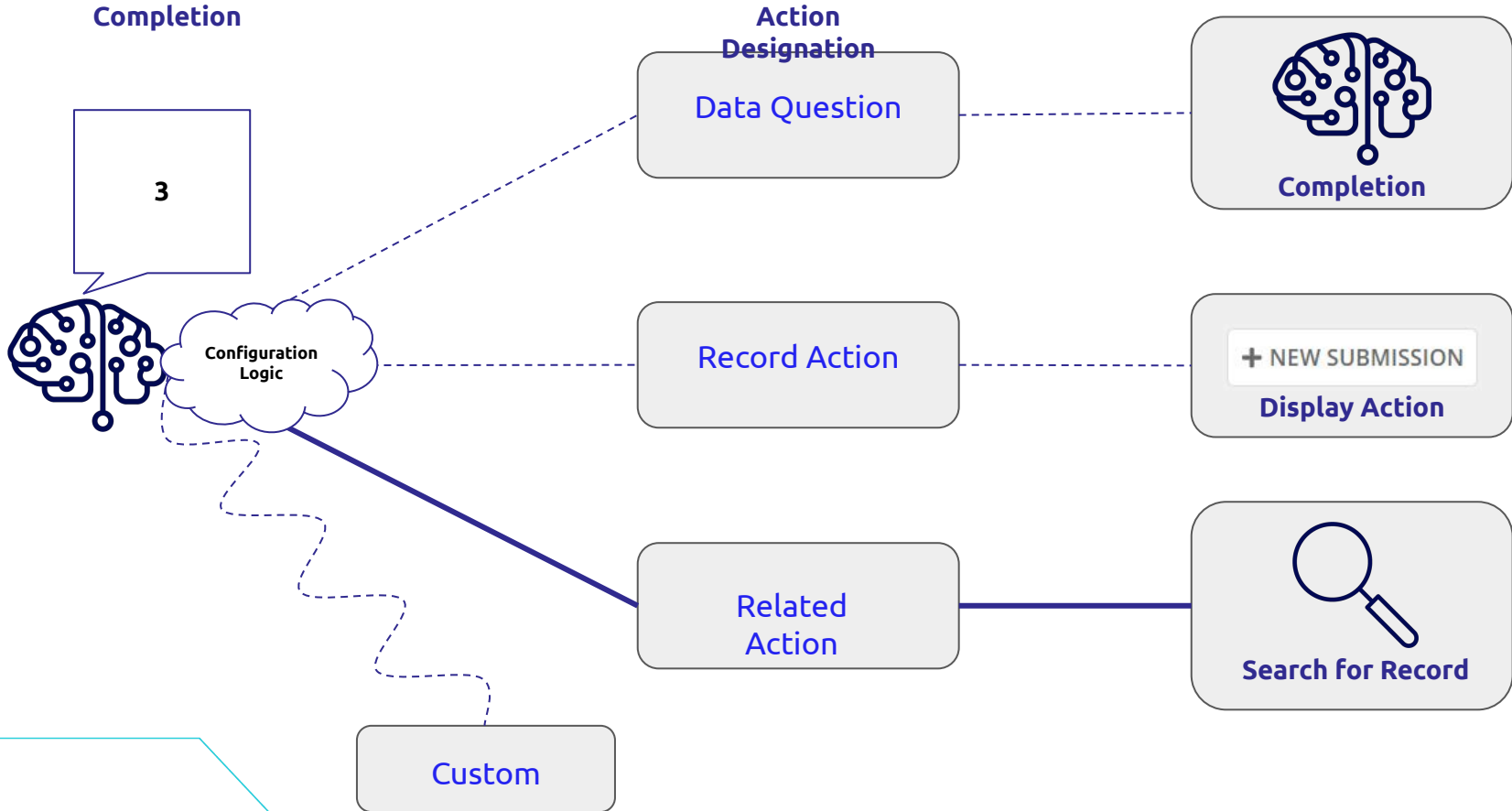
Augment with Appian Record Data



Build your prompt response




Configure Actions

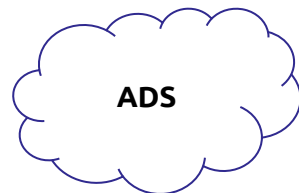


Search for Record

The user is looking to take action on a data object. Your job is to return the ID field for the object they are referring to.



Search

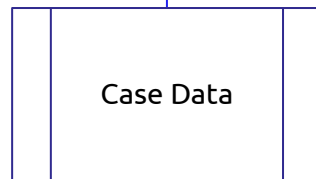


Fields

Case Name
Case Id

Filters

Assigned to User
Cases not Closed

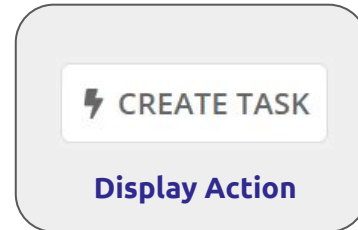


Data Fabric

Original Prompt:

Could you please create a task on **Submission 123?**

We know to “create task” and that we should be looking for “submissions”



Completion

Configure Actions

