

EJERCICIO 3

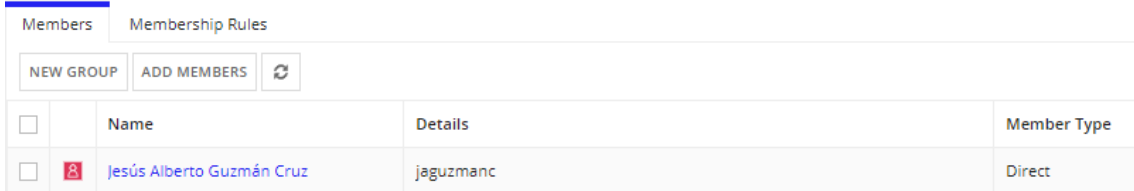
Se crean los grupos



Se puede añadir miembros a los grupos mediante el botón de Add Members, por ejemplo, en el grupo Administrators, Maintenance, Supervisors y Registrars:

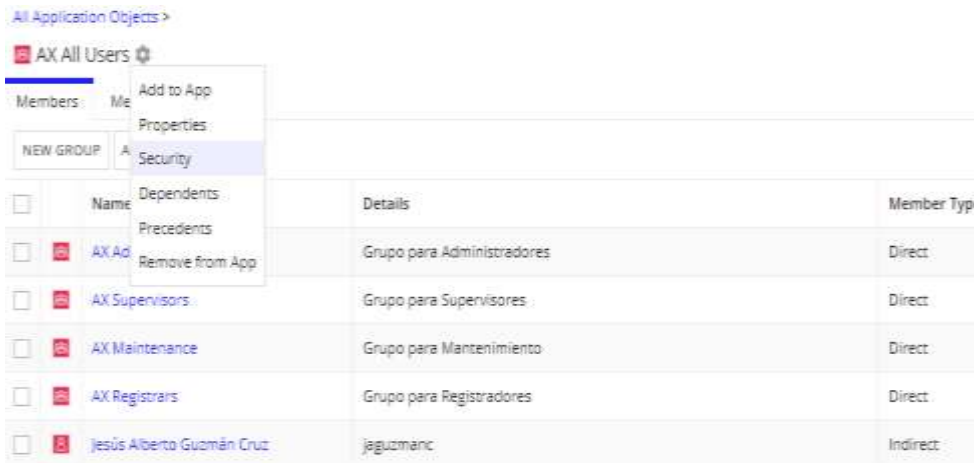
[All Application Objects > AX All Users >](#)

AX Administrators




Configurar la seguridad del grupo

Primero vamos a seleccionar el grupo al que se desea configurar la seguridad, en esta ocasión el grupo será AX All Users, le damos añadir usuario y agregamos el AX Administrators con permisos de administrador





Group Security

 **Tip:** Groups inherit security from their parent group, if they have one. Group visibility and membership are configured in the group's properties, rather than its role map. [Learn more](#)

Name

 AX All Users

 1 warning detected [Show More](#)

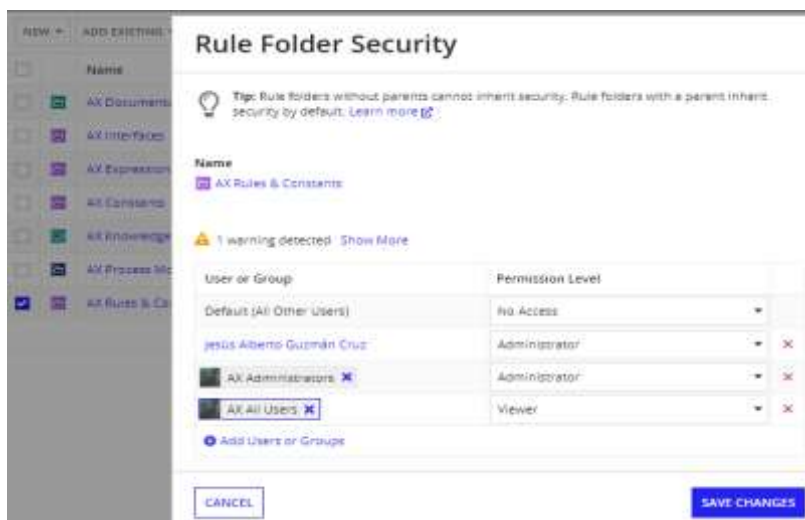
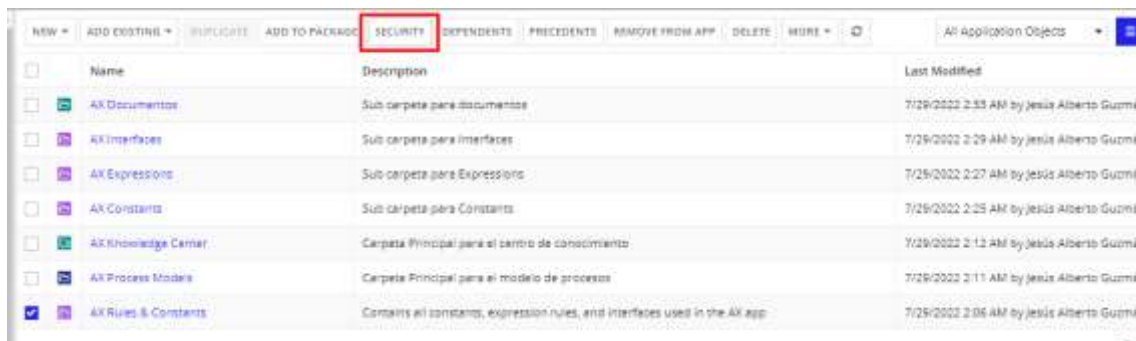
User or Group	Permission Level	
Default (All Other Users)	No Access	
Jesús Alberto Guzmán Cruz	Administrator	✗
 AX Administrators ✗	Administrator	✗
+ Add Users or Groups		

CANCEL

SAVE CHANGES

Ahora que configuramos la seguridad para el grupo AX All Users, todos los demás grupos secundarios heredan esta configuración de seguridad. Esto es lo que llamamos herencia de seguridad en Appian.

Configurar la seguridad de la carpeta



Process Model Folder Security

Tip: Neither process model folders nor the process models within them inherit security from their parent. Security must be set on each process model individually. [Learn more](#)

Name
AX Process Models

⚠ 1 warning detected [Show More](#)

User or Group	Permission Level
Default (All Other Users)	No Access
Jesús Alberto Guzmán Cruz	Administrator
AX Administrators	Administrator
AX All Users	Viewer

[Add Users or Groups](#)

[CANCEL](#) [SAVE CHANGES](#)

Knowledge Center Security

Tip: Knowledge center security is automatically inherited by the documents and folders within it. [Learn more](#)

Name
AX Knowledge Center

⚠ 1 warning detected [Show More](#)

User or Group	Permission Level
Default (All Other Users)	No Access
Jesús Alberto Guzmán Cruz	Administrator
AX Administrators	Administrator
AX All Users	Editor

[Add Users or Groups](#)

[CANCEL](#) [SAVE CHANGES](#)

Configurar la seguridad de la aplicación

Application Security

Tip: Basic users must have at least viewer rights to view a published application's feeds and actions at runtime. [Learn more](#)

Name
Acme Exercise

User or Group	Permission Level
Default (All Other Users)	No Access
AX Administrators	Administrator
AX All Users	Administrator

[Add Users or Groups](#)

[CANCEL](#)

[SAVE CHANGES](#)

EJERCICIO 4

Crear constantes para todos los grupos

Create Constant

Create from scratch Duplicate existing constant

Name *

AX_ADMINISTRATORS_POINTER

Description

A pointer to the AX application administrators group

Type *

Group

Array (multiple values)

Value

AX Administrators X

Environment Specific ⓘ

Different environments need to have different values for this constant

Save In *

AX Constants X

CANCEL

CREATE

Create Constant

Create from scratch Duplicate existing constant

Name *

AX_DOCUMENTS_FOLDER_POINTER

Description

Points to the AX Documents folder

Type *

Folder

Array (multiple values)

Value

AX Documentos X

Environment Specific ⓘ

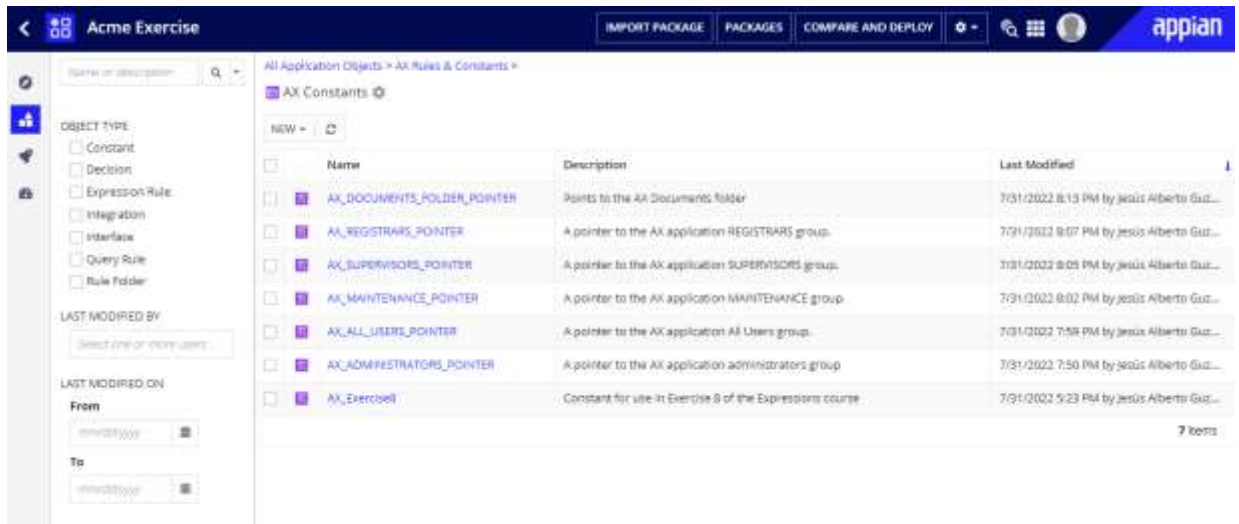
Different environments need to have different values for this constant

Save In *

AX Constants X

CANCEL

CREATE



Crear regla de expresión

Create Expression Rule

Create from scratch Duplicate existing expression rule

Name *

AX_DisplayUser

Description

Formats a user's name for the AX app

Save In *

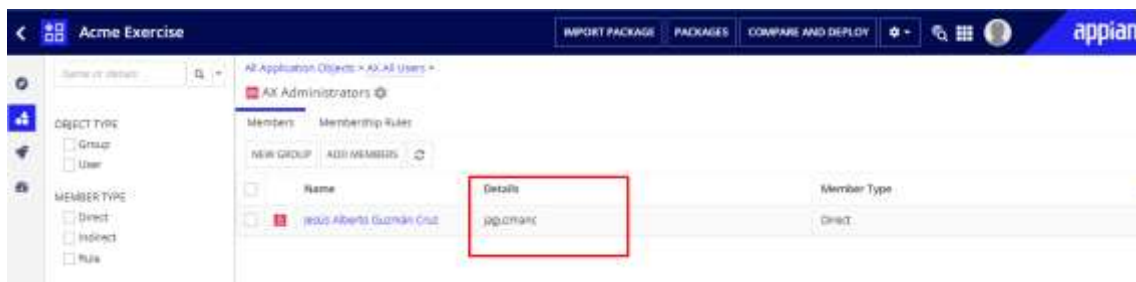
AX Expressions X

[Create New Rule Folder](#)

CANCEL

CREATE

Con esta regla al escribir tu correo te devuelve el nombre de la persona, pero en este caso pondré mi usuario jaguzmanc que está registrado así, y de esta forma si devuelve el nombre completo



The screenshot shows the Appian AX_DisplayUser interface. On the left, there is a code editor with the following JavaScript code:

```
1- aSwitch(  
2-   value: true,  
3-   equal: isEqual(rUser),  
4-   then: "",  
5-   equal: isEmail(rUser),  
6-   then: prepare(  
7-     user(rUser, "firstName") & " " & user(rUser, "lastName")  
8-   ),  
9-   },  
10- default: prepare(joinArray(split(rUser, "@"), " ")))  
11- )
```

The right side of the interface shows the 'Test Inputs' section with a table:

Rule Input Name	Expression	Value
user (Text)		jaguzman@nd racompany.com

Below the table, there is a 'TEST OUTPUT' section showing:

Time: 6 ms (Show Performance) Type: Text
Value: Formatted Raw Expression
"Jaguzman@nd racompany.com" (Text)

Si introduzco mi correo no devuelve nada por un error de registro.

The screenshot shows the Appian AX_DisplayUser interface. On the left, there is a code editor with the following JavaScript code:

```
1- aSwitch(  
2-   value: true,  
3-   equal: isEqual(rUser),  
4-   then: "",  
5-   equal: isEmail(rUser),  
6-   then: prepare(  
7-     user(rUser, "firstName") & " " & user(rUser, "lastName")  
8-   ),  
9-   },  
10- default: prepare(joinArray(split(rUser, "@"), " ")))  
11- )
```

The right side of the interface shows the 'Test Inputs' section with a table:

Rule Input Name	Expression	Value
user (Text)		jaguzman@

Below the table, there is a 'TEST OUTPUT' section showing:

Time: 16 ms (Show Performance) Type: Text
Value: Formatted Raw Expression
"Jesús Alberto Guzmán Cruz" (Text)