

Crear Grupos

Para la creación de un nuevo grupo, se debe dirigir a la sección de NEW->GROUPS, y de esa forma podremos crear los grupos que sean necesarios para la aplicación, se crearán los grupos: All users, Administrators, Maintenance, Supervisors y Registrars


Crear Grupo All users

Create Group

Name *


Description

Parent Group


 

Group Members


Group Type



 

Visibility

Privacy Policy

Crear Grupo Administrators

Create Group

Name *

AX Administrators

Description

Grupo para administradores

Parent Group

 AX All Users  

Group Members

Group Type

Custom

Visibility

Restricted (only members and admins)

Privacy Policy

Low (members can see each other)

Crear grupo Maintenance

Create Group

Name *

AX Maintenance

Description

Parent Group

 AX All Users  

Group Members

Group Type

Custom

Visibility

Restricted (only members and admins)

Privacy Policy

Low (members can see each other)

Crear Grupo Registrars

Create Group

Name *

AX Registrars

Description

Parent Group

 AX All Users ×



Group Members

Group Type

Custom

Visibility

Restricted (only members and admins)

Privacy Policy

Low (members can see each other)

[Cancel](#)

[Create](#)

Crear Grupo Supervisor

Create Group

Name*

AX Supervisors

Description

Parent Group

 AX All Users ×



Group Members

Group Type

Custom ▾

Visibility

Restricted (only members and admins) ▾

Privacy Policy

Low (members can see each other) ▾

ADD

Se puede añadir miembros a los grupos mediante el botón de Add Members, por ejemplo, en el grupo Maintenance, como en el resto de grupos:

Add Group Members

Choose the groups and users to add as members of the AX Maintenance group

Groups to Add

Select one or more groups ☰

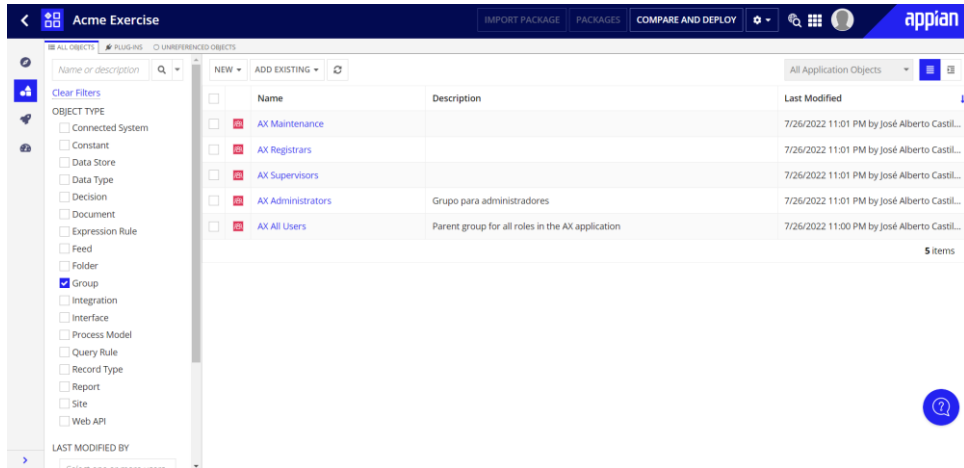
Users to Add

 José Alberto Castillo Alvarado ×

CANCEL

ADD

Todos los grupos




Configurar seguridad del grupo

Primero se selecciona al grupo el cual se le desea configurar su seguridad, para este caso el grupo será All User, y se seleccionará el añadir un usuario o grupo para añadir al Administrador.





Administrador Agregado

Group Security

 **Tip:** Groups inherit security from their parent group, if they have one. Group visibility and membership are configured in the group's properties, rather than its role map. [Learn more](#)

Name

 AX All Users

User or Group	Permission Level	
Default (All Other Users)	No Access	
 AX Administrators 	Administrator	
 Add Users or Groups		

CANCEL


SAVE CHANGES

Configurar seguridad de las carpetas

Para ello en las carpetas de la aplicación Appian se debe de colocar lo siguiente:







En la carpeta Rules and Constants, colocar al administrador y usuario con permisos de administrador y espectador respectivamente

Rule Folder Security

 **Tip:** Rule folders without parents cannot inherit security. Rule folders with a parent inherit security by default. [Learn more](#)

Name

 AX Rules & Constant


User or Group	Permission Level	
Default (All Other Users)	No Access	
 AX Administrators 	Administrator	
 AX All Users 	Viewer	
+ Add Users or Groups		

CANCEL

SAVE CHANGES







Para la carpeta Process Models, se realiza lo mismo que la anterior

Process Model Folder Security

 **Tip:** Neither process model folders nor the process models within them inherit security from their parent. Security must be set on each process model individually. [Learn more](#)

Name

 AX Process Models

User or Group	Permission Level	
Default (All Other Users)	No Access	
 AX Administrators 	Administrator	
 AX All Users 	Viewer	
+ Add Users or Groups		

CANCEL

SAVE CHANGES

Y para la carpeta Knowledge and center, se coloca al usuario como editor

Knowledge Center Security



Tip: Knowledge center security is automatically inherited by the documents and folders within it. [Learn more](#)

Name

AX Knowledge Center

User or Group	Permission Level	
Default (All Other Users)	No Access	
AX Administrators	Administrator	
AX All Users	Editor	
+ Add Users or Groups		

CANCEL

SAVE CHANGES

Seguridad de la aplicación

Para la seguridad de la aplicación general, se debe de ir a Appian Designer y en el botón seguridad establecer los grupos Administrado y Usuario con permisos de Administrador y Espectador respectivamente

Application Security



Tip: Basic users must have at least viewer rights to view a published application's feeds and actions at runtime. [Learn more](#)

Name

Acme Exercise

User or Group	Permission Level	
Default (All Other Users)	No Access	
AX Administrators	Administrator	
AX All Users	Viewer	
+ Add Users or Groups		

CANCEL

SAVE CHANGES