

## Crear el Record Type AX Vehicle

The screenshot shows the Appian Designer interface with the 'Review Record Type Security' dialog open for the 'AX Vehicle' record type. The dialog includes a tip about basic user permissions and a table for configuring user permissions.

**Tip:** Basic users must have at least viewer rights to the record type in order to access it in Tempo or on a site. Additionally, for Tempo, the record type must be configured to show in the Records tab. [Learn more](#)

**Name:** AX Vehicle

User or Group	Permission Level	
Default (All Other Users)	No Access	
AX Registrars	Viewer	X
AX Supervisors	Viewer	X
AX Administrator	Administrator	X

Buttons: Add Users or Groups, CANCEL, NEXT

## Configurar el Data Source

The screenshot shows the Appian Designer interface with the 'Configure Data Source' dialog open. The 'Choose Source Type' section has four options: Database, Process, Salesforce, and Web Service. The 'Database' option is selected and highlighted with a blue border.

**Choose Source Type**

- Database (Selected)
- Process
- Salesforce
- Web Service

Buttons: CANCEL, NEXT

Home - Appian Community Edit | Acme Exercise - Build - Appian | AX Vehicle - Appian Record Type

jkua.appian.community/suite/design/ko8khfYMQ3WH4e\_sGX1Ak9ce4QQF-vz5dkbd\_moUH2Tf0ohM8rdKvOT5i4Mw8E29sOuB973PvSDxLxUZXBih19NHZ9tP...

## Configure Data Source

### Configure Source Filters

Define which data from the source will be synced in Appian based on the specified conditions

Basic  Expression

Ignore filters with empty values

Field	Condition	Value	
VehicleYear	>	2011	123

[Add Filter](#)

Eligible for data sync. The selected source has 32 rows to sync in Appian.

[TEST FILTER](#)

[GO BACK](#) [CANCEL](#) [NEXT](#)

Home - Appian Community Edit | Acme Exercise - Build - Appian | AX Vehicle - Appian Record Type

jkua.appian.community/suite/design/ko8khfYMQ3WH4e\_sGX1Ak9ce4QQF-vz5dkbd\_moUH2Tf0ohM8rdKvOT5i4Mw8E29sOuB973PvSDxLxUZXBih19NHZ9tP...

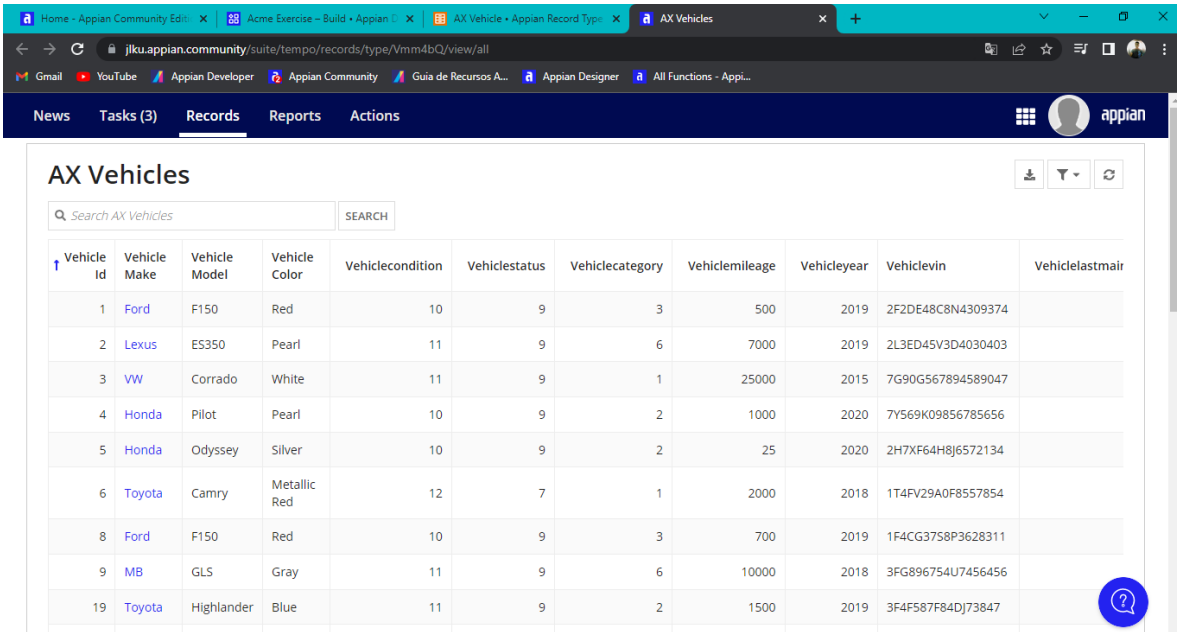
## Configure Data Source

### aaavehicle: Select and Configure Fields to Include

<input checked="" type="checkbox"/>	Source Field Name	Record Field Name	Source Field Type	Record Field Type		
<input checked="" type="checkbox"/>	VehicleID	vehicleid	INTEGER	Number (Integer)	↑	↓
<input checked="" type="checkbox"/>	VehicleMake	vehicleMake	VARCHAR(55)	Text	↑	↓
<input checked="" type="checkbox"/>	VehicleModel	vehicleModel	VARCHAR(55)	Text	↑	↓
<input checked="" type="checkbox"/>	VehicleColor	vehicleColor	VARCHAR(55)	Text	↑	↓
<input checked="" type="checkbox"/>	vehicleCondition	vehiclecondition	TINYINT	Number (Integer)	↑	↓
<input checked="" type="checkbox"/>	vehicleStatus	vehiclestatus	TINYINT	Number (Integer)	↑	↓
<input checked="" type="checkbox"/>	vehicleCategory	vehiclecategory	TINYINT	Number (Integer)	↑	↓
<input checked="" type="checkbox"/>	VehicleMileage	vehiclemileage	INTEGER	Number (Integer)	↑	↓
<input checked="" type="checkbox"/>	VehicleYear	vehicleyear	INTEGER	Number (Integer)	↑	↓

[GO BACK](#) [CANCEL](#) [FINISH](#)

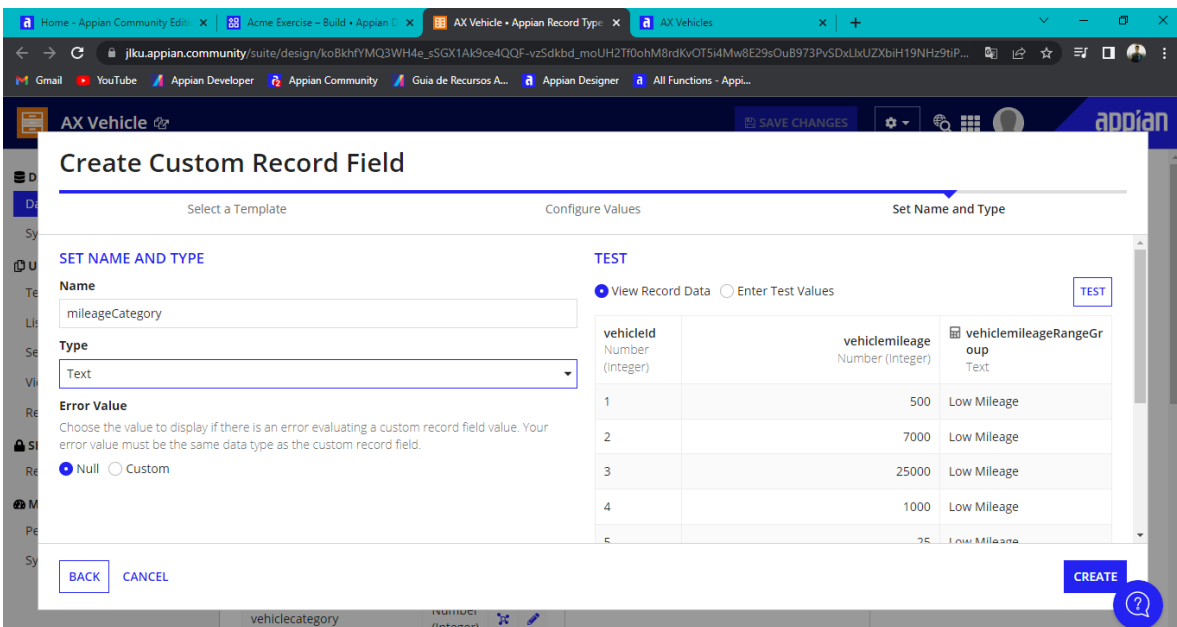
## Comienzo de configuración de la interfaz AX Vehicles



The screenshot shows the Appian interface for 'AX Vehicles'. At the top, there are navigation tabs for News, Tasks (3), Records, Reports, and Actions. Below the navigation is a search bar with the text 'Search AX Vehicles' and a 'SEARCH' button. The main content is a table with 11 columns: Vehicle Id, Vehicle Make, Vehicle Model, Vehicle Color, Vehiclecondition, Vehiclestatus, Vehiclecategory, Vehiclemileage, Vehicleyear, Vehiclevin, and Vehiclelastmair. The table contains 10 rows of data, with the last row partially cut off. A blue question mark icon is visible in the bottom right corner of the table area.

Vehicle Id	Vehicle Make	Vehicle Model	Vehicle Color	Vehiclecondition	Vehiclestatus	Vehiclecategory	Vehiclemileage	Vehicleyear	Vehiclevin	Vehiclelastmair
1	Ford	F150	Red	10	9	3	500	2019	2F2DE48C8N4309374	
2	Lexus	ES350	Pearl	11	9	6	7000	2019	2L3ED45V3D4030403	
3	VW	Corrado	White	11	9	1	25000	2015	7G90G567894589047	
4	Honda	Pilot	Pearl	10	9	2	1000	2020	7Y569K09856785656	
5	Honda	Odyssey	Silver	10	9	2	25	2020	2H7XF64H8J6572134	
6	Toyota	Camry	Metallic Red	12	7	1	2000	2018	1T4FV29A0F8557854	
8	Ford	F150	Red	10	9	3	700	2019	1F4CG3758P3628311	
9	MB	GLS	Gray	11	9	6	10000	2018	3FG896754U7456456	
19	Toyota	Highlander	Blue	11	9	2	1500	2019	3F4F587F84DJ73847	

## Crear campo de registro personalizado



The screenshot shows the 'Create Custom Record Field' configuration screen in Appian. The screen is divided into three sections: 'Select a Template', 'Configure Values', and 'Set Name and Type'. The 'Set Name and Type' section is active, showing the following configuration:

- Name:** mileageCategory
- Type:** Text
- Error Value:** Null (selected), Custom

Below the configuration, there is a 'TEST' section with a 'TEST' button. The test results table shows the following data:

vehicleId Number (Integer)	vehiclemileage Number (Integer)	vehiclemileageRangeGroup Text
1	500	Low Mileage
2	7000	Low Mileage
3	25000	Low Mileage
4	1000	Low Mileage
5	25	Low Mileage

At the bottom of the screen, there are 'BACK', 'CANCEL', and 'CREATE' buttons. A blue question mark icon is visible in the bottom right corner.

# Editar lista de registro

**Label (Text)**

Text associated with this link.

1 + fv(rown[AX Vehicle.vehiclevin])

recordTypeAX Vehicle.fields.vehiclevin (Record Field)

Name: vehiclevin

Type: Text

Added By	Mileage Category
regina.registrar	Low Mileage
regina.registrar	Low Mileage
suzanne.supervisor	Low Mileage
suzanne.supervisor	Low Mileage
regina.registrar	Low Mileage

**Record Link**

Label

fv(rown[recordTypeAX Vehicle.fields.vehiclevin])

Record Type

AX Vehicle

Identifier

fv(identifier)

View

Open Link In

Default

VIN	Make	Model	Year	Next Maintenance Date	Added By
2F2DE48C8N4309374	Ford	F150	2019	8/10/2020	regina.registrar
2L3ED45V3D4030403	Lexus	ES350	2019	8/24/2020	regina.registrar
7G90G567894589047	VW	Corrado	2015	11/22/2020	suzanne.supervisor
7Y569K09856785656	Honda	Pilot	2020	11/18/2020	suzanne.supervisor
2H7XF64H8J6572134	Honda	Odyssey	2020	9/2/2020	regina.registrar

Home - Appian Community Edit | Acme Exercise - Build - Appian | AX Vehicle - Appian Record Type

jkku.appian.community/suite/design/ko8khfYMQ3WH4e\_sGX1Ak9ce4QQF-vz5dkbd\_moUH2Tf0ohM8rdKvOT5i4Mw8E29sOuB973Pv5DxLxLjZXbIH19NHZ9tPbBnGLA

AX Vehicle

### Edit Record List

RESET LIST TEST

Grid

Columns

- VIN (Grid Column)
  - Label "VIN"
  - Sort Field 'recordType'(1cc36ea7-2d4e...)
  - Help Tooltip
  - Display Value Link
  - Visibility
  - Alignment
  - Width
- Make (Grid Column)
- Model (Grid Column)
- Year (Grid Column)
- Next Maintenance Date (Grid Column)
- Added By (Grid Column)
- Mileage Category (Grid Column)
- Image (Grid Column)

Grid Column

vehicleaddedby X

Help Tooltip

Display Value

AX\_DisplayUser (Clear)

DISPLAY OPTIONS

Visibility

Always show

Only show when...

Alignment

VIN	Make	Model	Year	Next Maintenance Date	Added By	Mileage Category
2F2DE48C8N4309374	Ford	F150	2019	8/10/2020	Regina Registrar	Low Mileage
2L3ED45V3D4030403	Lexus	ES350	2019	8/24/2020	Regina Registrar	Low Mileage
7G90G567894589047	VW	Corrado	2015	11/22/2020	Suzanne Supervisor	Low Mileage
7Y569K09856785656	Honda	Pilot	2020	11/18/2020	Suzanne Supervisor	Low Mileage
2H7XF64H8J6572134	Honda	Odyssey	2020	9/2/2020	Regina Registrar	Low Mileage

CANCEL OK

## Editar display de Imagen

Home - Appian Community Edit | Acme Exercise - Build - Appian | AX Vehicle - Appian Record Type

jkku.appian.community/suite/design/ko8khfYMQ3WH4e\_sGX1Ak9ce4QQF-vz5dkbd\_moUH2Tf0ohM8rdKvOT5i4Mw8E29sOuB973Pv5DxLxLjZXbIH19NHZ9tPbBnGLA

AX Vehicle

### Edit Record List

RESET LIST TEST

Grid

Columns

- VIN (Grid Column)
  - Label "VIN"
  - Sort Field 'recordType'(1cc36ea7-2d4e...)
  - Help Tooltip
  - Display Value Link
  - Visibility
  - Alignment
  - Width
- Make (Grid Column)
- Model (Grid Column)
- Year (Grid Column)
- Next Maintenance Date (Grid Column)
- Added By (Grid Column)
- Mileage Category (Grid Column)
- Image (Grid Column)

Display Value (Any Type)

The value to display in each cell within the column. The value can be text, aImageField(), aLinkField(), aRichTextDisplayField(), aTagField(), aButtonArrayLayout(), aRecordActionField(), or aProgressBarField(). It is evaluated once for each row. Reference fields from the source using dot notation, such as fvw.status, or the identifier using fvw.identifier. Grids that use record data must use the recordType domain to reference a record field or related record field. For example, fvw[recordTypeCase.fields.caseName].

```

1- aImageField(
2-   images: aDocumentImage(
3-     document: aEXAMPLE_DOCUMENT_IMAGE(),
4-     caption: fvw[ax.vehicle.vehicleImage]
5-   ),
6-   size: "GALLERY"
7- )

```

Next Maintenance Date	Added By	Mileage Category
8/10/2020	Regina Registrar	Low Mileage
8/24/2020	Regina Registrar	Low Mileage
11/22/2020	Suzanne Supervisor	Low Mileage

CANCEL OK

## Crear nuevo filtro de opciones

**Create New Filter Option**

**Option Label**

1 "Low Mileage"

Place cursor on function, rule, or constant to display help

Enter an expression to define the displayed name of this filter option

**Value**

1 "Low Mileage"

Place cursor on function, rule, or constant to display help

Enter an expression to define the value for the = and <> operators or to define the lower bound for the between operator

**Operator**

GO BACK SAVE FILTER OPTION

## Crear nuevo filtro de usuario

**Create New User Filter**

**Filter Configurations**

**Name**

Mileage Category

**Label**

1 "Mileage Category"

Enter an expression to define the displayed name of this user filter. Example: ="Status"

**Field**

mileageCategory

**Type**

List  Date Range

**Visibility**

Always  Only show when...

**List Configurations**

Users can select multiple options

Option Label	Operator	Value			
1 "Low Mileage"	=	1 "Low Mileage"	↑	↓	×
1 "Medium Mileage"	=	1 "Medium Mileage"	↑	↓	×
1 "High Mileage"	=	1 "High Mileage"	↑	↓	×

[New Option](#) 1 - 3 of 3

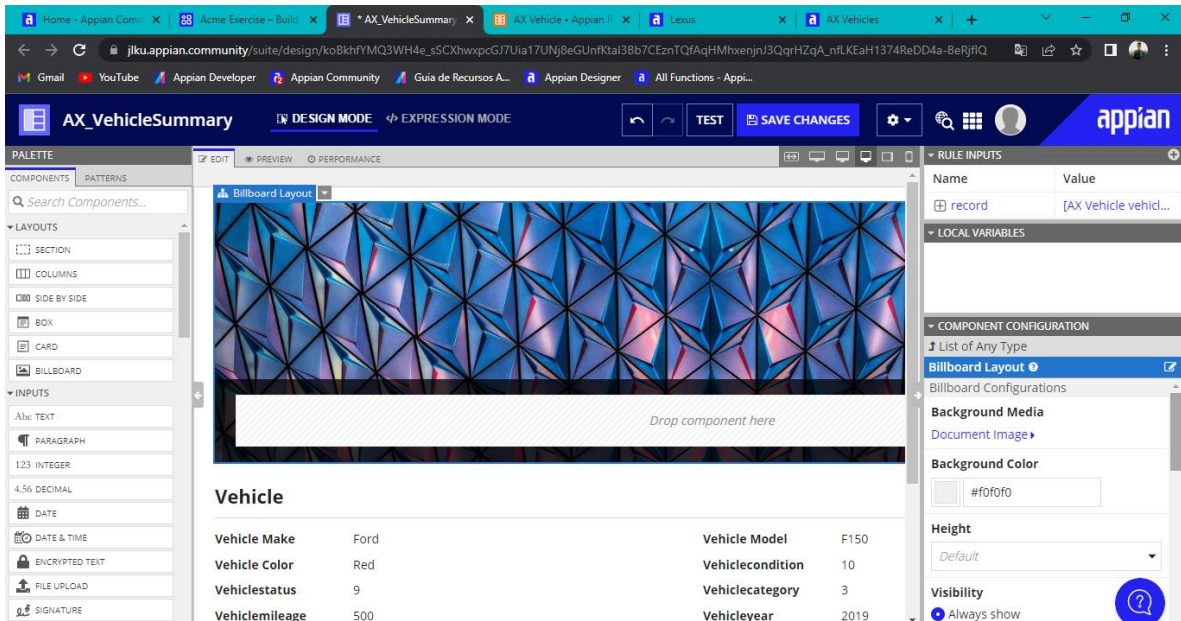
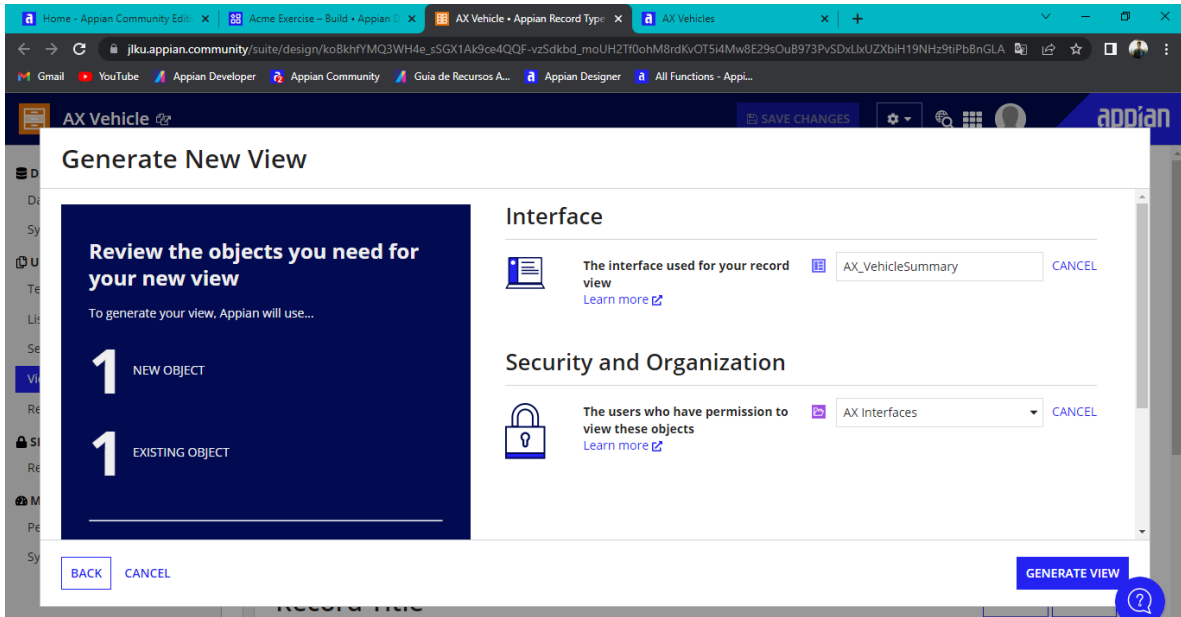
**Default Option(s)**

1

When this value matches a filter option label, that filter option is applied at runtime.

CANCEL OK

# Generar nueva vista



Home - Appian Com... x Acme Exercise - Built... x AX\_VehicleSummary x AX Vehicle - Appian... x Lexus x AX Vehicles x

jkku.appian.community/suite/design/ko8khfYMQ3WH4e\_sCXhwpcGJ7Uia17UNJ8eGUnfKtaI3Bb7CEznTQfAqHMxenjJ3QrHZqA\_nflKEaH1374ReDD4a-BeRjflQ

AX\_VehicleSummary DESIGN MODE EXPRESSION MODE TEST SAVE CHANGES

PALETTE COMPONENTS PATTERNS

Search Components...

LAYOUTS SECTION COLUMNS SIDE BY SIDE BOX CARD BILLBOARD

INPUTS abc TEXT PARAGRAPH 123 INTEGER 4.56 DECIMAL DATE DATE & TIME ENCRYPTED TEXT FILE UPLOAD SIGNATURE

The document to display as an image.

1 - r1vehicle[AX vehicle.vehicleimage]

recordTypeAX Vehicle.fields.vehicleimage (Record Field)

Name: vehicleimage

Type: Number (Integer)

CANCEL OK

RULE INPUTS

Name	Value
record	[AX Vehicle vehid...

LOCAL VARIABLES

COMPONENT CONFIGURATION

Images

Document Image

Document

Alternative Text

Caption

Link

SELECT LINK

Home - Appian Com... x Acme Exercise - Built... x AX\_VehicleSummary x AX Vehicle - Appian... x Lexus x AX Vehicles x

jkku.appian.community/suite/design/ko8khfYMQ3WH4e\_sCXhwpcGJ7Uia17UNJ8eGUnfKtaI3Bb7CEznTQfAqHMxenjJ3QrHZqA\_nflKEaH1374ReDD4a-BeRjflQ

AX\_VehicleSummary DESIGN MODE EXPRESSION MODE TEST SAVE CHANGES

PALETTE COMPONENTS PATTERNS

Search Components...

LAYOUTS SECTION COLUMNS SIDE BY SIDE BOX CARD BILLBOARD

INPUTS abc TEXT PARAGRAPH 123 INTEGER 4.56 DECIMAL DATE DATE & TIME ENCRYPTED TEXT FILE UPLOAD SIGNATURE

Vehicle Information

2019	Condition	10
Ford	Mileage	500
Red	Category	Low Mileage
F150	Date Added	May 4, 2019
3	Next Maintenance Date	August 10, 2020
2F2DE48C8N4309374		
9		

Image

Always show

Only show when...

Edit Condition

Size

Medium

Image is a thumbnail

Style

Standard

RULE INPUTS

Name	Value
vehicle	[AX Vehicle vehid...

LOCAL VARIABLES

COMPONENT CONFIGURATION

Contents

Image

visibility



Home - Appian Com... x Acme Exercise - Buil... x AX\_VehicleSummary... x AX Vehicle - Appian... x Lexus x 2020 Honda Pilot x +

jkua.appian.community/suite/tempo/records/item/IMBkhfYMQ3WH4e\_sSWJ3EklKrr3oMHuAOanU5sxx6ziXh-9tqWBIRWPHIJ\_EJwVgG2IXuxFYbsB7HgbikeGQ\_KboyF...


Gmail YouTube Appian Developer Appian Community Guia de Recursos A... Appian Designer All Functions - Appi...

News Tasks (3) **Records** Reports Actions

appian


## 2020 Honda Pilot

Summary News Related Actions



### Vehicle Information

Vehicle			
Year	2020	Condition	10
Make	Honda	Mileage	1000
Color	Pearl	Category	Low Mileage



## Record Actions

Home - Appian Com... x Acme Exercise - Buil... x AX\_VehicleSummary... x AX Vehicle - App... x AX Vehicles x Lexus x 2020 Honda Pilot x +

jkua.appian.community/suite/design/koBkhfYMQ3WH4e\_sGX1Ak9ce4QQF-vzSdKbd\_moUH2Tf0ohM8rdKvOT5i4Mw8E29sOuB973PvSDxLxUZXBih19NHzz9tPbBnGLA

Gmail YouTube Appian Developer Appian Community Guia de Recursos A... Appian Designer All Functions - Appi...

AX Vehicle SAVE CHANGES

appian

**DATA**

- Data Model
- Sync Options

**USER INTERFACES**

- Tempo
- List
- Search and User Filters
- Views and Header
- Record Actions**

**SECURITY**

- Record-Level Security

**MONITORING**

- Performance
- Sync History

### Record Actions

**GENERATE A RECORD ACTION**

Record List Actions

CONFIGURE NEW ACTION MANUALLY

Record list actions allow end users to take action directly from the record list

Display Name	Key	Process Model	Visibility			
<input checked="" type="checkbox"/> Add Vehicle	newVehicle	AX New Vehicle	1   =true()	↑	↓	×

**Open Actions In**

DIALOG BOX  NEW TAB  SAME TAB

Dialog box size is configured on each record list action

**Related Actions**

CONFIGURE NEW ACTION MANUALLY

Related actions allow end users to take action in the context of a record