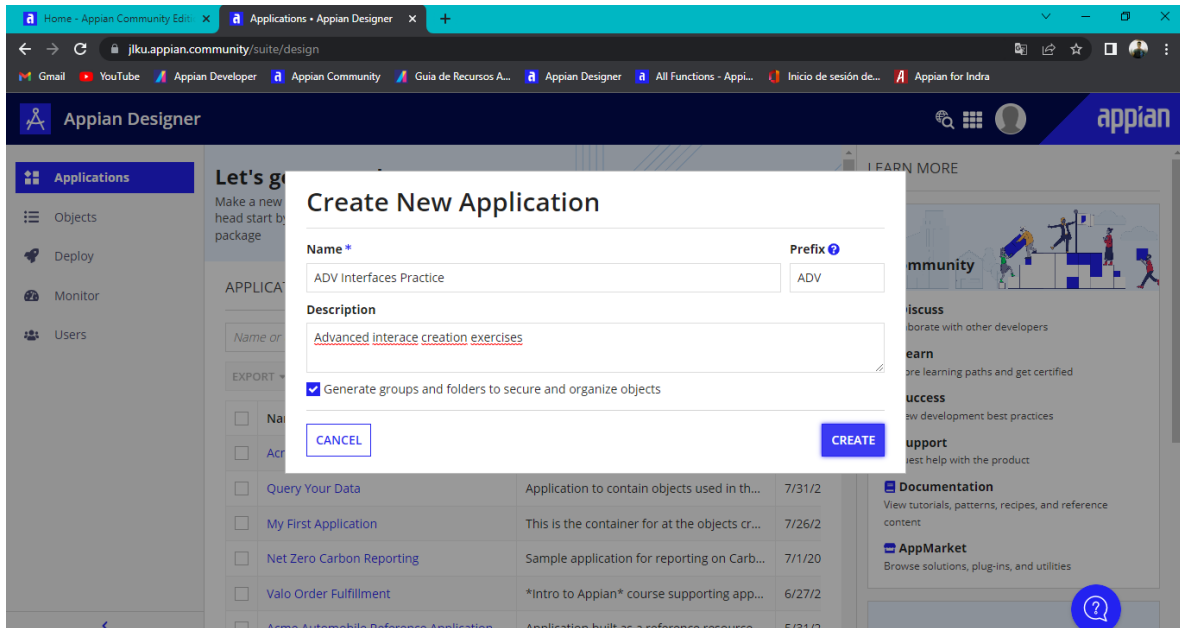
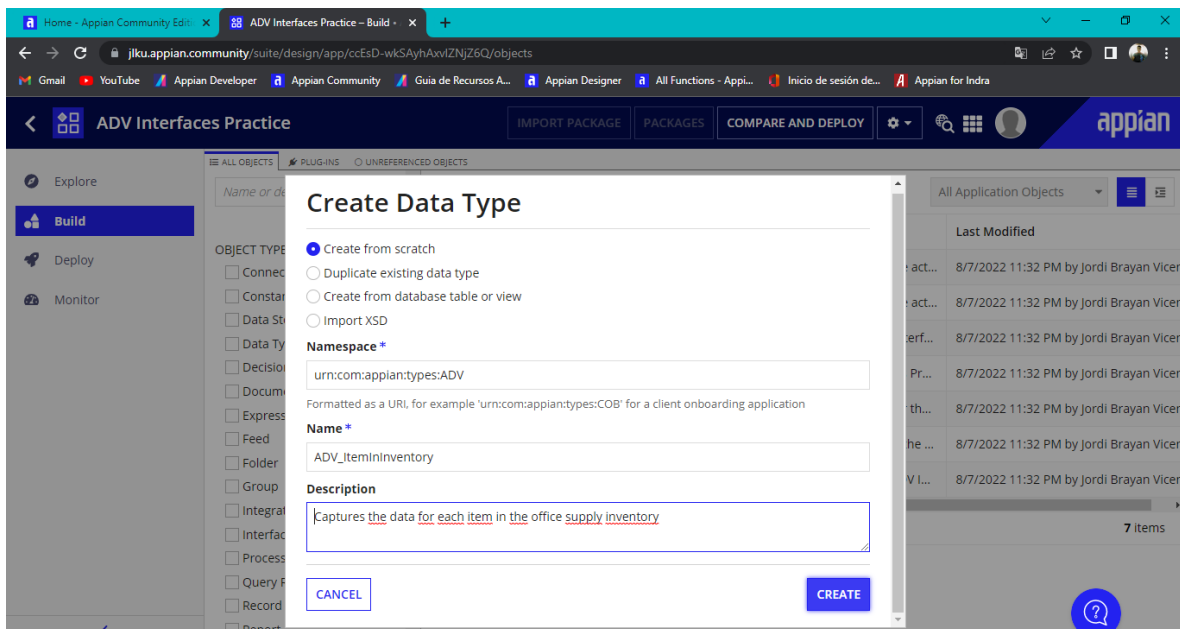


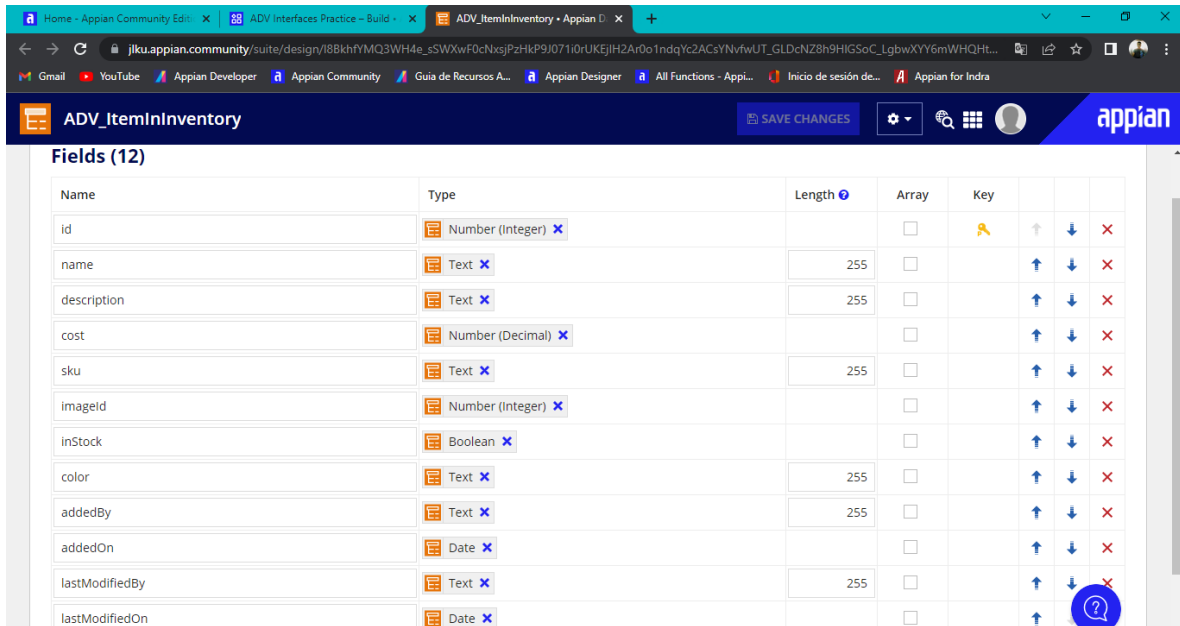
Se crea una nueva aplicación



Se crea un nuevo Data Type para capturar los valores necesarios

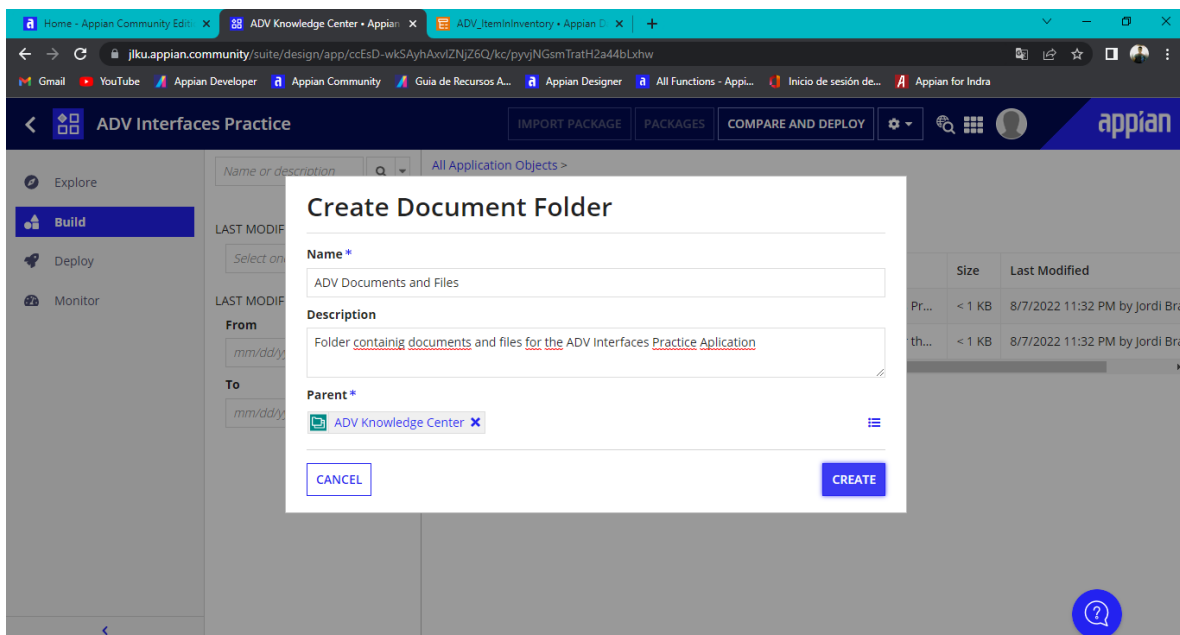


Se añaden los campos con los valores que contendrá



Name	Type	Length	Array	Key			
id	Number (Integer)		<input type="checkbox"/>				
name	Text	255	<input type="checkbox"/>				
description	Text	255	<input type="checkbox"/>				
cost	Number (Decimal)		<input type="checkbox"/>				
sku	Text	255	<input type="checkbox"/>				
imageid	Number (Integer)		<input type="checkbox"/>				
inStock	Boolean		<input type="checkbox"/>				
color	Text	255	<input type="checkbox"/>				
addedBy	Text	255	<input type="checkbox"/>				
addedOn	Date		<input type="checkbox"/>				
lastModifiedBy	Text	255	<input type="checkbox"/>				
lastModifiedOn	Date		<input type="checkbox"/>				

Se crea un nuevo folder llamado ADV Documents and Files



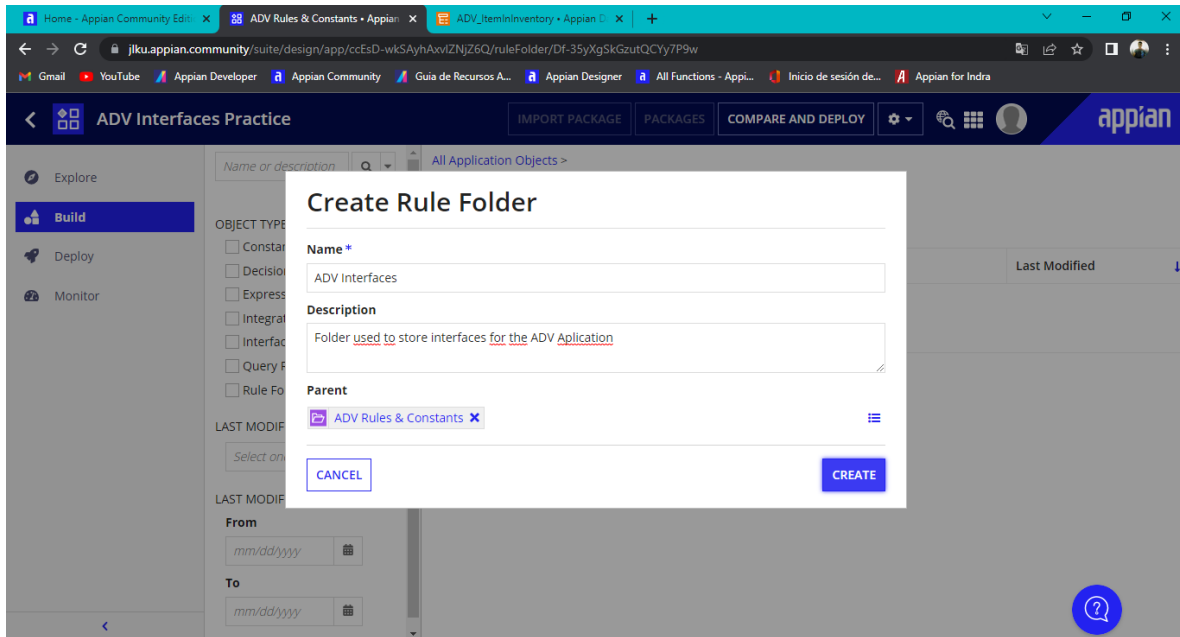
Create Document Folder

Name *
ADV Documents and Files

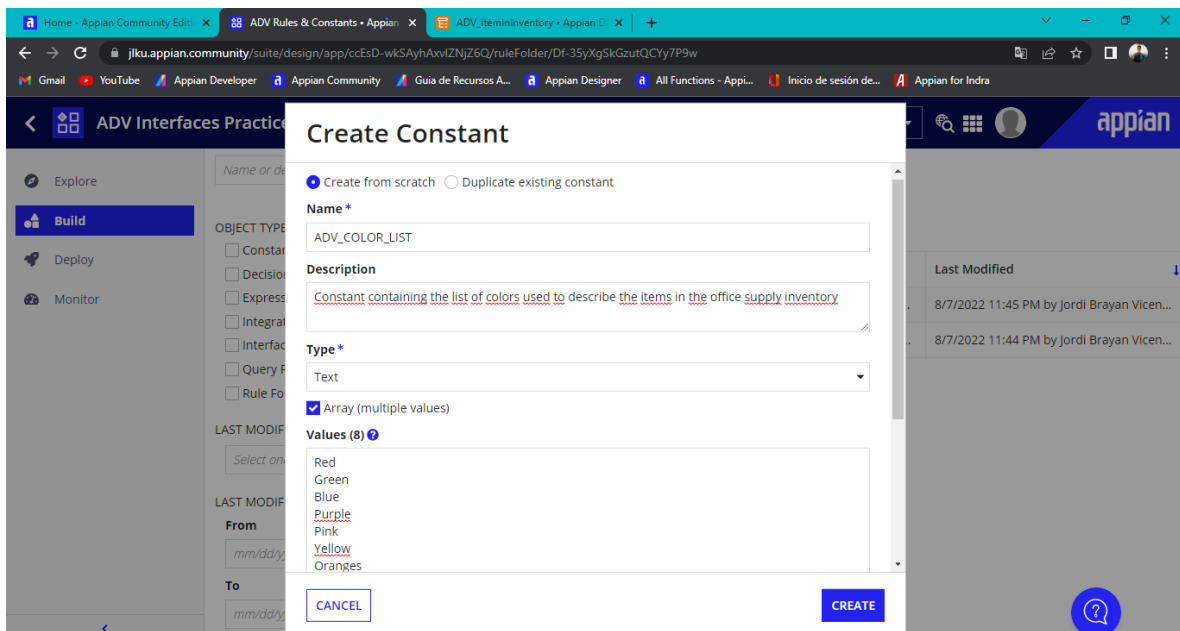
Description
Folder containing documents and files for the ADV Interfaces Practice Application

Parent *
ADV Knowledge Center

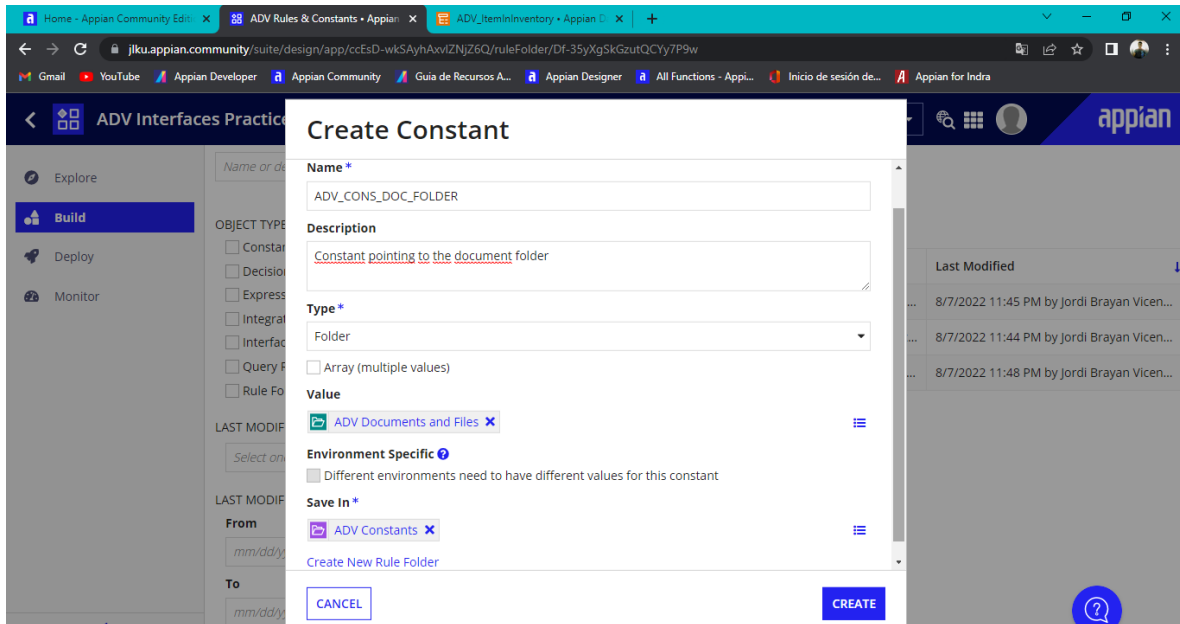
Se crea un nuevo folder para contener todas interfaces que se creen



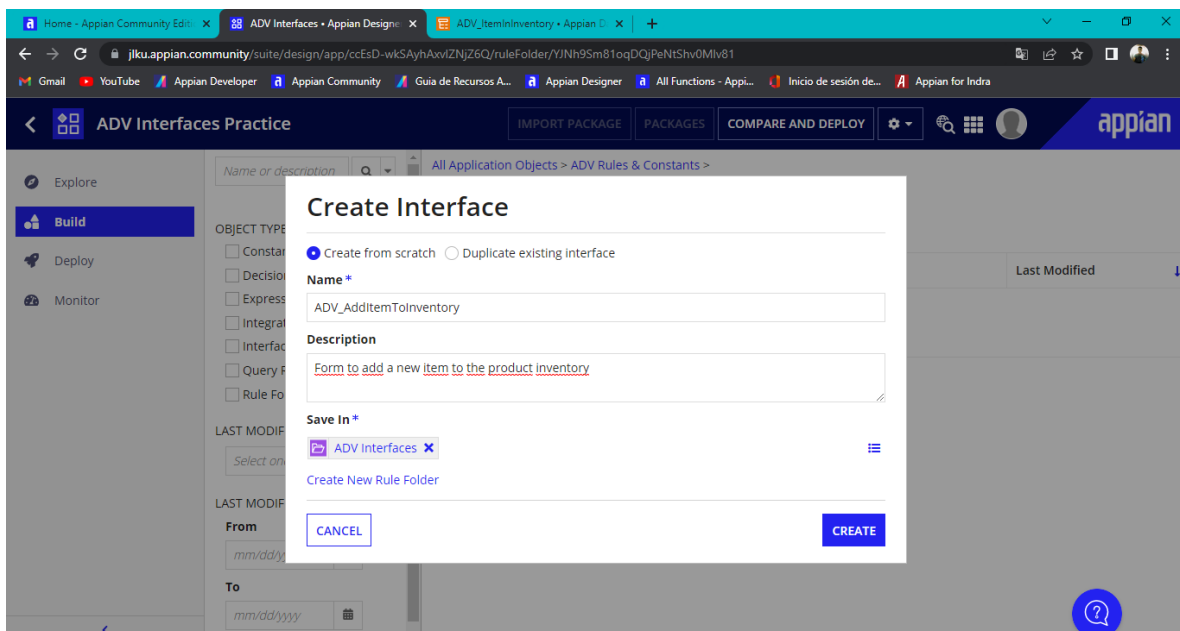
Se crea una constante llamada ADV_COLOR_LIST



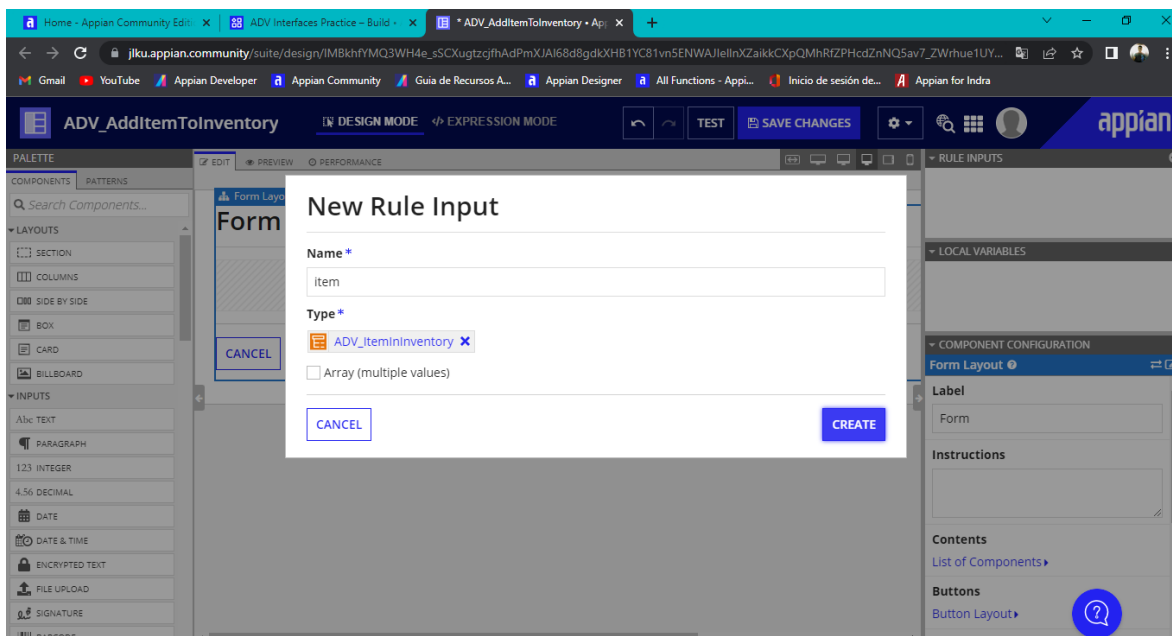
Se crea una nueva constante apuntando a la carpeta antes creada de documents files



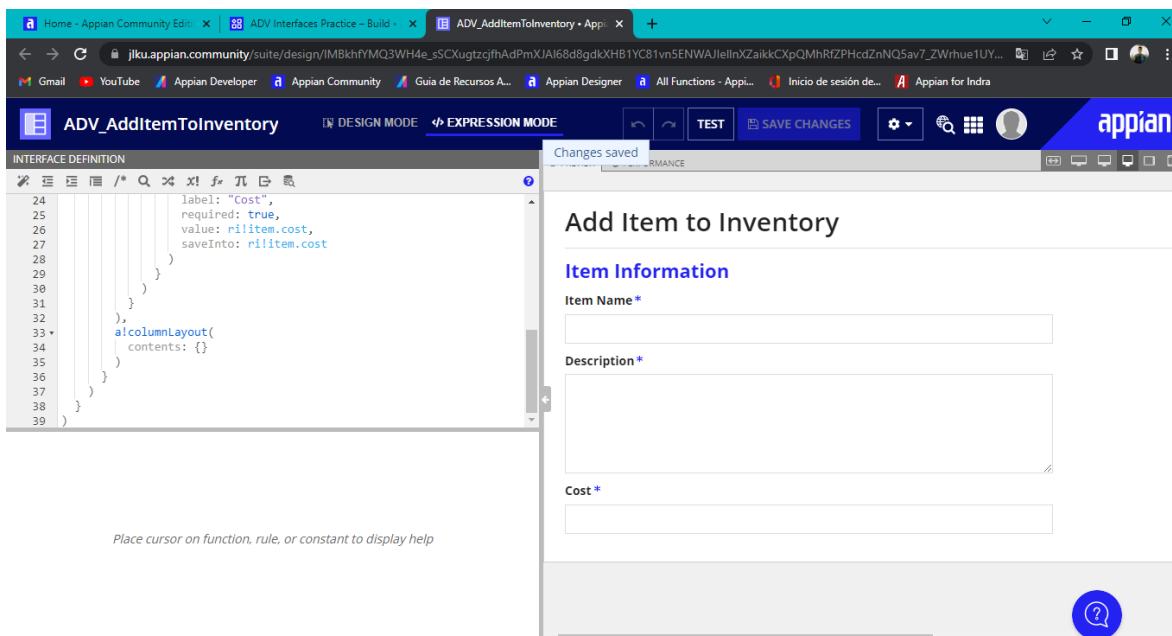
Se crea una nueva interfaz llamada ADV_AdditemToInventory



Se crea una nueva regla llamada Item



Se añaden funciones y componentes para crear el formulario desde la vista del modo de expresiones



Se agregan los botones del formulario

The screenshot shows the Appian IDE interface for the 'Add Item to Inventory' form. The form is titled 'Add Item to Inventory' and is in 'DESIGN MODE'. It contains the following fields and buttons:

- Item Information**
- Item Name ***: Text input field with the value 'Prueba'.
- Description ***: Text area with the value 'Prueba1'.
- Cost ***: Text input field with the value '9000'.
- Color ***: Dropdown menu with the value 'Purple'.
- CANCEL**: Button at the bottom left.
- SUBMIT**: Button at the bottom right.

Se agregan los componentes de upload y created by

The screenshot shows the Appian IDE interface for the 'Add Item to Inventory' form in 'EXPRESSION MODE'. The form is titled 'Add Item to Inventory' and is in 'EXPRESSION MODE'. It contains the following components and code:

- Image Upload**: Component with an 'UPLOAD' button and a 'Drop file here' placeholder.
- Created By**: Component with a text input field.

The interface definition on the left shows the following code:

```
50 | value: rllitem.imageId,  
51 | saveInto: rllitem.imageId  
52 | },  
53 | alpickerFieldUsers(  
54 |   label: "Created By",  
55 |   labelPosition: "ABOVE",  
56 |   maxSelections: 1,  
57 |   value: rllitem.addedBy,  
58 |   saveInto: rllitem.addedBy  
59 | )  
60 | },  
61 | },  
62 | },  
63 | },  
64 | },  
65 | buttons: albuttonLayout
```

The documentation for the `alpickerFieldUsers` component is shown below the code:

- alpickerFieldUsers** label, instructions, required, requiredMessage, readOnly, disabled, maxSelections, groupFilter, value, validations, validationGroup, saveInto, labelPosition, placeholder, helpTooltip, accessibilityText, showWhen
- Displays an autocompleting input for the selection of one or more users. See [documentation](#) for more details.
- label** (Text): Text to display as the field label.
- instructions** (Text): Supplemental text about this field.
- required** (Boolean): Determines if a value is required to submit the form. Default: false.
- requiredMessage** (Text): Custom message to display when the field's value is required and not provided.

Home - Appian Community Ed... ADV Interfaces Practice - Build - x ADV_AddItemToInventory - Appi... +

jkulappian.community/suite/design/IMBkhfYMQ3WH4e_sSCXugtzcjfhAdPmXIAI68d8gdkXHB1YC81vn5ENWAJlelnXZaikCxpQMhRZPHcdZnNQ5av7_Z...

Gmail YouTube Appian Developer Appian Community Guia de Recursos A... Appian Designer All Functions - Appi... Inicio de sesión de... Appian for Indra

ADV_AddItemToInventory DESIGN MODE EXPRESSION MODE TEST SAVE CHANGES

PREVIEW PERFORMANCE

Add Item to Inventory

Item Information

Item Name *
prueba2

Description *
prueba dos para guardar datos

Cost *
456

Color *
Green

Image Upload
smf
JPG - 126.07 KB

Created By
Jordi Brayan Vicente Moreno

CANCEL SUBMIT

