

Crear Proceso para informe

Create Process Report

Create from scratch Duplicate existing process report

Process Report to Duplicate *

 active_tasks ×

Context Type

Tasks by owner


Name*

Copy of My Tasks

Description

A list of all tasks for the current user.

Save In *

 AX Documents ×



[Create New Folder](#)

CANCEL

CREATE

Report Options ×

General Data **Filters** Indicators Display

Default Filters

[+ New Rule](#)

Only include data that meets all of the selected criteria:

- Active
- Completed
- One of the last completed
- Started within the last days
- Completion time is outside standard deviations
- Ahead of schedule
- Behind schedule
- Due today

Assigned To ▼ = ▼ "AX Supervisors" ⋮ ×

Quick Filters

Show as Toolbar

[+ Add Filter Set](#) [↕ Move Up](#) [↕ Move Down](#) × Delete Display filters as Links Dropdowns

<input type="checkbox"/> Filter Set	Delete
<input type="checkbox"/> Status:	×
<input type="checkbox"/> Priority:	×
<input type="checkbox"/> Due:	×

SAVE

CANCEL

Crear una constante para el Process Record

Create Constant

Create from scratch Duplicate existing constant

Name *
AX_SUPERVISOR_TASK_PROCESS_REPORT_POINTER

Description
Points to the AX Supervisor Process Report object

Type *
Document

Array (multiple values)

Value
Copy of My Tasks

Environment Specific ?
 Different environments need to have different values for this constant

Save In *
AX Constants

Crear una interfaz para la tarea de reporte

Create Interface

Create from scratch Duplicate existing interface

Name *
AX_SupervisorTaskReportInterface

Description
Interface to display tasks to Supervisors

Save In *
AX Interfaces

```

1 altextField(readOnly: true, value: alqueryProcessAnalytics(
2   report: cons!AX_SUPERVISOR_TASK_PROCESS_REPORT_POINTER ))

```

[startIndex=1, batchSize=25, sort={field=c7, ascending=false}, totalCount=0, data=, identifiers=, name=Copy of My Tasks, description=A list of all tasks for the current user., columnConfigs=

- [label:Name,field:c0,drilldownField:dp0,configuredFormatting:NORMAL_TEXT,configuredDrilldown:TASK_DETAILS];
- [label:Received,field:c2,drilldownField:dp2,configuredFormatting:DATE_TIME,configuredDrilldown:];
- [label:Priority,field:c4,drilldownField:dp4,configuredFormatting:PRIORITY_ICON,configuredDrilldown:];
- [label:Process,field:c3,drilldownField:dp3,configuredFormatting:NORMAL_TEXT,configuredDrilldown:PROCESS_DASHBOARD];
- [label:Status,field:c5,drilldownField:dp5,configuredFormatting:TASK_STATUS,configuredDrilldown:PROCESS_DETAILS];
- [label:Deadline,field:c7,drilldownField:dp7,configuredFormatting:DATE_TIME,configuredDrilldown:]; [label:AssignedTo,field:c8,drilldownField:dp8,configuredFormatting:USER_OR_GROUP_NAME,configuredDrilldown:]; errorMessage=]

```

1 alsectionLayout(
2   contents: { algridField(
3     label: "Supervisor Tasks",
4     instructions: "A list of all tasks for the Supervisor
5     group",
6     labelPosition: "ABOVE",
7     data: alqueryProcessAnalytics(
8       report: cons!AX_SUPERVISOR_TASK_PROCESS_REPORT_POINTER,
9       query: alquery(pagingInfo: fv!pagingInfo)),
10    columns: {
11      algridColumn(
12        label: "Name",
13        sortField: "c0",
14        value: fv!row.c0 ),
15      algridColumn(
16        label: "Status",
17        sortField: "c5",
18        value: fv!row.c5),
19      algridColumn(
20        label: "Date",
21        sortField: "c2",
22        value: fv!row.c2 ),},
23    rowHeader: 1)))
24

```

Supervisor Tasks
A list of all tasks for the Supervisor group

Name	Status	Date
No items available		

Crear links para la tarea de procesos

Display Value (Any Type)

The value to display in each cell within the column. The value can be text, a!imageField(), a!linkField(), a!richTextDisplayField(), a!tagField(), a!buttonArrayLayout(), a!recordActionField(), or a!progressBarField(). It is evaluated once for each row. Reference fields from the source using dot notation, such as fv!row.status, or the identifier using fv!identifier. Grids that use record data must use the recordType! domain to reference a record field or related record field. For example, fv!row[recordType!Case.fields.caseName].

```

1 allinkField(
2   links: {
3     a!processTaskLink(
4       label: fv!row.c0,
5       task: fv!identifier
6     )
7   }
8 )
9

```

Place cursor on function, rule, or constant to display help

CANCEL OK

INTERFACE DEFINITION

```

1 a!localVariables(
2   local!statusFilter: null,
3   local!taskStatuses: {
4     "Assigned",
5     "Accepted",
6     "Completed"
7   },
8   a!sectionLayout(↔)
52 )

```

UI EDIT PREVIEW PERFORMANCE

Drop component here

Drop component here

Status

Date

No items available

RULE INPUTS

LOCAL VARIABLES

Name	Value
statusFilter	null
taskStatuses (3...)	[Assigned, Accept...

COMPONENT CONFIGURATION

Contents

Dropdown

Choice Labels

local!taskStatuses

Choice Values

enumerate

Selected Value

local!statusFilter

Save Selection To

local!statusFilter

filter (QueryFilter)

A single condition to apply to the queried data before any grouping or aggregation, created with `a!queryFilter()`.

```

1 a!queryFilter(
2   field: "c5",
3   operator: "=",
4   value: local!statusFilter,
5   applyWhen: not(isnull(local!statusFilter))
6 )
7

```

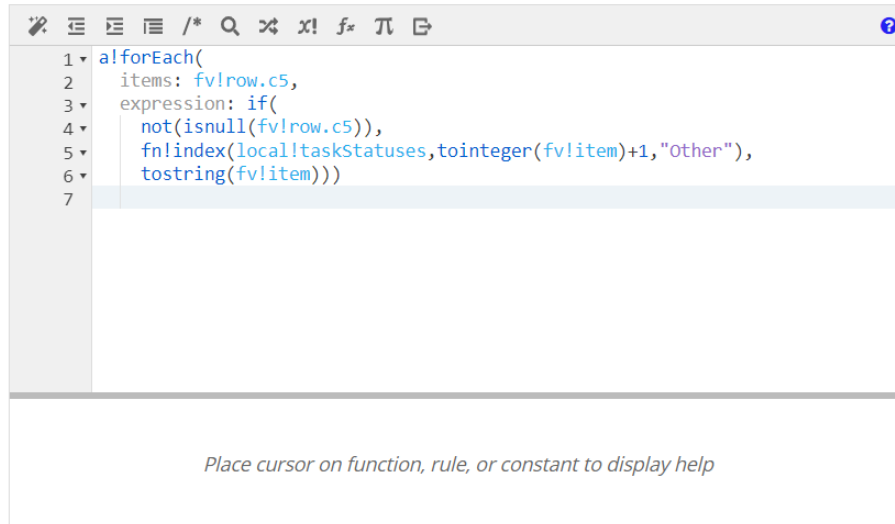
Place cursor on function, rule, or constant to display help

CANCEL

OK

Display Value (Any Type)

The value to display in each cell within the column. The value can be text, `a!imageField()`, `a!linkField()`, `a!richTextDisplayField()`, `a!tagField()`, `a!buttonArrayLayout()`, `a!recordActionField()`, or `a!progressBarField()`. It is evaluated once for each row. Reference fields from the source using dot notation, such as `fv!row.status`, or the identifier using `fv!identifier`. Grids that use record data must use the `recordType!` domain to reference a record field or related record field. For example, `fv!row[recordType!Case.fields.caseName]`.



```
1 a!forEach(  
2   items: fv!row.c5,  
3   expression: if(  
4     not(isnull(fv!row.c5)),  
5     fn!index(local!taskStatuses,tointeger(fv!item)+1,"Other"),  
6     toString(fv!item))  
7 )
```

Place cursor on function, rule, or constant to display help

CANCEL

OK

Crear reporte de tareas

Create Report



Name *

AX Supervisor Task Report

Description

Task report object to show Supervisor tasks

Interface

 AX_SupervisorTaskReportInterface 


Save as Task Report

This report will only be available on the Tasks tab

CANCEL









CREATE

Review Report Security

 **Tip:** Basic users must have at least viewer rights to the report in order to access it in Tempo or on a site. [Learn more](#)

Name

 AX Supervisor Task Report

User or Group	Permission Level	
Default (All Other Users)	No Access	
 AX All Users 	Viewer 	
 AX Administrators 	Administrator 	
+ Add Users or Groups		

SAVE

Añadir reporte de tareas a un sitio

Add Page

Title

Static Expression

Supervisor Task

Web Address Identifier

supervisor-task

Width

Narrow Medium Wide Full

Icon



Type

Report

Content

AX Supervisor Task Report (Task report object to show Supervisor tasks)

Visibility

Always show Only show when...

```
1 a!isUserMemberOfGroup(loggedInUser(),  
2 consIAX_SUPERVISORS_POINTER)
```