

Exercise 03: Build an Editable Grid

Parte 1: Crear los objetos de introducción

Create Data Type

- Create from scratch
- Duplicate existing data type
- Create from database table or view
- Import XSD

Namespace *

Formatted as a URI, for example 'urn:com:appian:types:COB' for a client onboarding application

Name *

Description

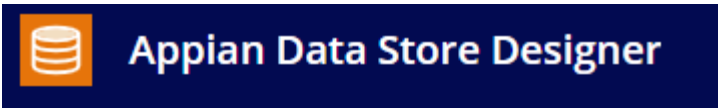
CANCEL

CREATE

Fields (6)

Name	Type	Length	Array	Key			
itemID	Number (Integer) ✕		<input checked="" type="checkbox"/>		↑	↓	✕
description	Text ✕	255	<input type="checkbox"/>		↑	↓	✕
category	Text ✕	255	<input type="checkbox"/>		↑	↓	✕
qty	Number (Integer) ✕		<input type="checkbox"/>		↑	↓	✕
unitPrice	Number (Decimal) ✕		<input type="checkbox"/>		↑	↓	✕
amount	Text ✕	255	<input type="checkbox"/>		↑	↓	✕

[+ New Field](#)



ADV_DS

Data Store for the ADV app

Data Source

jdbc/Appian (Tomcat) ▼

Data Entities

address *ADV_Address*

items *ADV_Items*

[+ Add Entity](#)

Create Constant

Create from scratch Duplicate existing constant

Name *

ADV_PURCHASE_REQUEST_CATEGORIES

Description

Constant to hold the categories for the Purchase Request grid

Type *

Text

Array (multiple values)

Values (4) ?

Office Supplies
Hardware
Software
Miscellaneous

CANCEL

CREATE

Parte 2: crear el diseño y agregar variables

Create Interface

Create from scratch Duplicate existing interface



Name *

ADV_EditableGrid

Description

Interfaz para EditableGrid,

Save In *

 ADV Interfaces 



[Create New Rule Folder](#)

CANCEL

CREATE

Header Cells (List of Variant)

Array of column headers created with `a!gridLayoutHeaderCell()`.

```

1 {
2   a!gridLayoutHeaderCell(
3     label: "Description"
4   ),
5   a!gridLayoutHeaderCell(
6     label: "Category"
7   ),
8   a!gridLayoutHeaderCell(
9     label: "Qty"
10  ),
11  a!gridLayoutHeaderCell(
12    label: "Unit Price"
13  ),
14  a!gridLayoutHeaderCell(
15    label: "Amount"
16  ),
17  a!gridLayoutHeaderCell(
18    label: "|"),

```

Purchase Request

Items

Description	Category	Qty	Unit Price	Amount
No items available				

CANCEL SUBMIT

LOCAL VARIABLES

Name	Value
newGridRow	[itemID=, descripti...

COMPONENT CONFIGURATION

- Column Configurations
- Column Configuration
- Width: Distribute
- Weight: 3
- Visibility: Always show

Purchase Request

Items

Description	Category	Qty	Unit Price	Amount
	--- Select a Value ---			

CANCEL SUBMIT

LOCAL VARIABLES

Name	Value
newGridRow	[itemID=, descripti...

COMPONENT CONFIGURATION

- Row
- Contents
- Text (Text)
- Dropdown (Dropdown)
- Integer (Integer)
- Decimal (Decimal)
- Text (Text)
- Rich Text

ADD COMPONENT

Item 1

```

1 {
2   a!forEach(
3     items: ri!items,
4     expression: a!gridRowLayout(
5       contents: {
6         a!textField(
7           label: "Text",
8           labelPosition: "ABOVE",
9           saveInto: {},
10          refreshAfter: "UNFOCUS",
11          validations: {}
12         ),
13         a!dropdownField(
14           label: "Dropdown",
15           labelPosition: "ABOVE",
16           placeholder: "--- Select a Value ---",
17           choiceLabels: {
18             "Option 1",

```

Place cursor on function, rule, or constant to display help

Display Value (Text)

Text to display in the text field.

```

1 fv!item.description

```

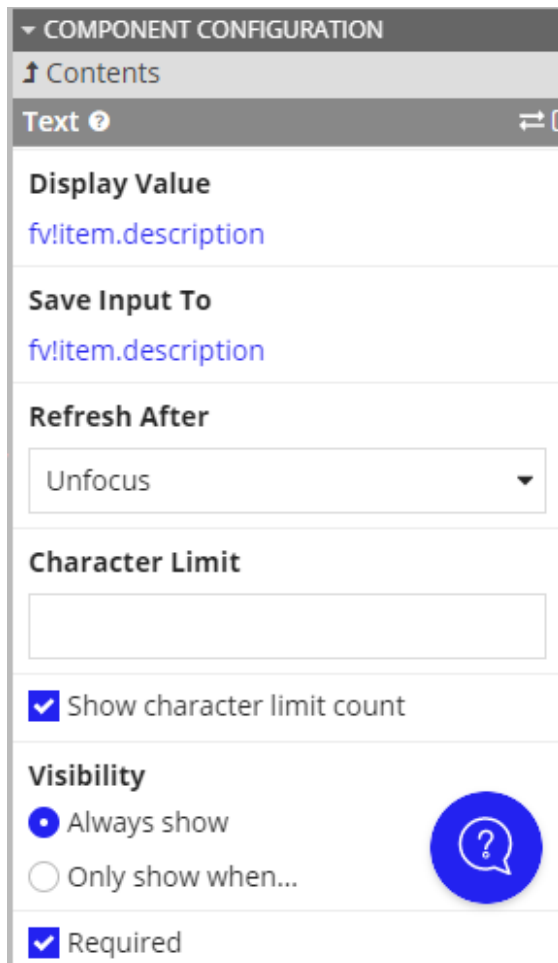
Save Input To (List of Save)

One or more variables that are updated with the text when the input is modified or alternative value to a variable.

```

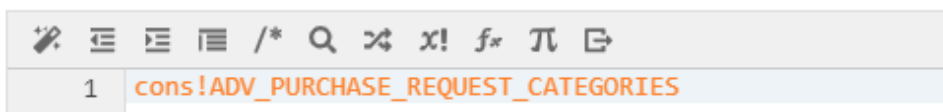
1 fv!item.description

```



Choice Labels (List of Text String)

Array of options for the user to select.



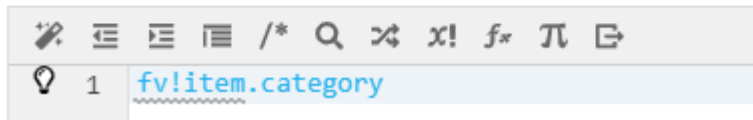
Choice Values (List of Variant)

Array of values associated with the available choices.



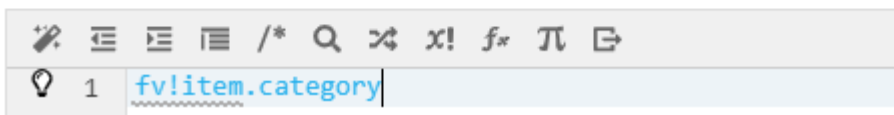
Selected Value (Any Type)

Value of the choice to display as selected.



Save Selection To (List of Save)

One or more variables that are updated with the choice value when the choice is selected. Use `!save()` to save a modified or alternative value to a variable.



COMPONENT CONFIGURATION

↑ Contents

Dropdown ↔

Choice Labels

cons!ADV_PURCHASE_REQUEST_CATEGORIES

Choice Values

cons!ADV_PURCHASE_REQUEST_CATEGORIES

Selected Value

fv!item.category

Save Selection To

fv!item.category

Search Display ✎


Auto ▼

Visibility

Always show

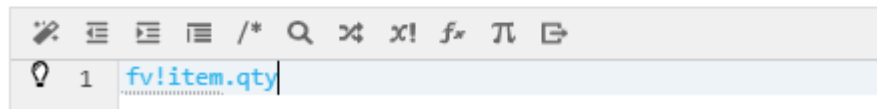
Only show when...

Required



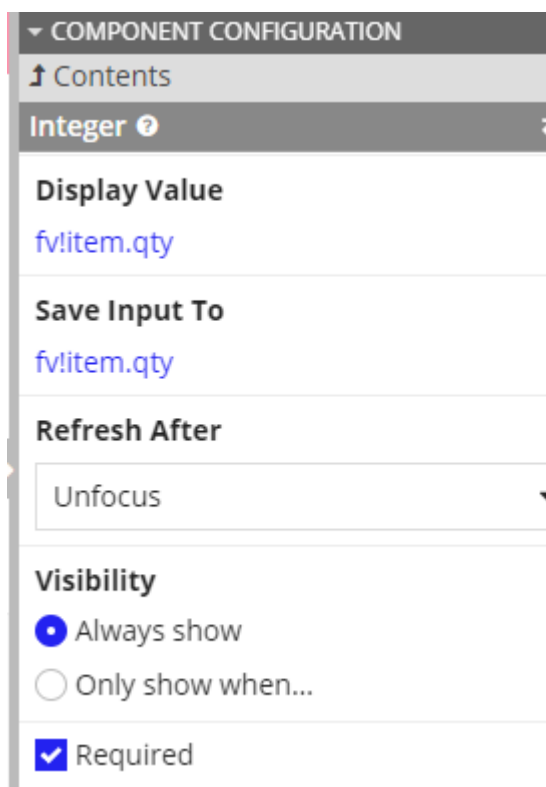
Display Value (Number (Integer))

Number to display in the field.



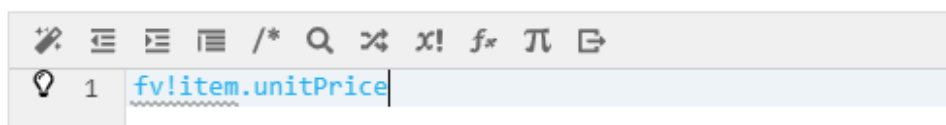
Save Input To (List of Save)

One or more variables that are updated with the integer when save a modified or alternative value to a variable.



Display Value (Number (Decimal))

Number to display in the field.



Save Input To (List of Save)

One or more variables that are updated with the number when save a modified or alternative value to a variable.



```
1 fv!item.unitPrice
```

▼ COMPONENT CONFIGURATION

↑ Contents

Decimal ⓘ

Display Value

fv!item.unitPrice

Save Input To

fv!item.unitPrice

Refresh After

Unfocus

Visibility

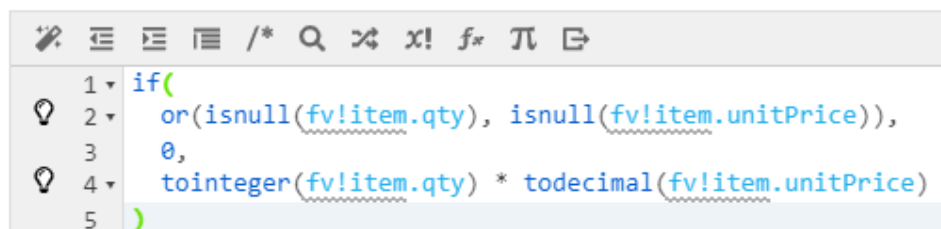
Always show

Only show when...

Required

Display Value (Text)

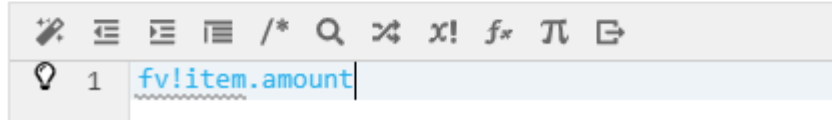
Text to display in the text field.



```
1 if(
2   or(isnull(fv!item.qty), isnull(fv!item.unitPrice)),
3   0,
4   tointeger(fv!item.qty) * todecimal(fv!item.unitPrice)
5 )
```

Save Input To (List of Save)

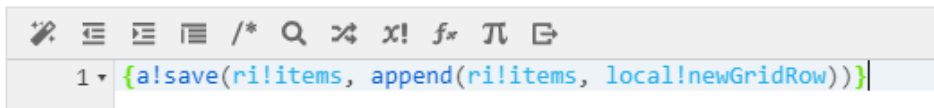
One or more variables that are updated with the text when the user clicks a modified or alternative value to a variable.



Parte 4: crear el vínculo Agregar nuevo elemento

Save Value To (List of Save)

One or more variables that are updated with the link's value when the user clicks save a modified or alternative value to a variable.



Purchase Request

Editable Grid

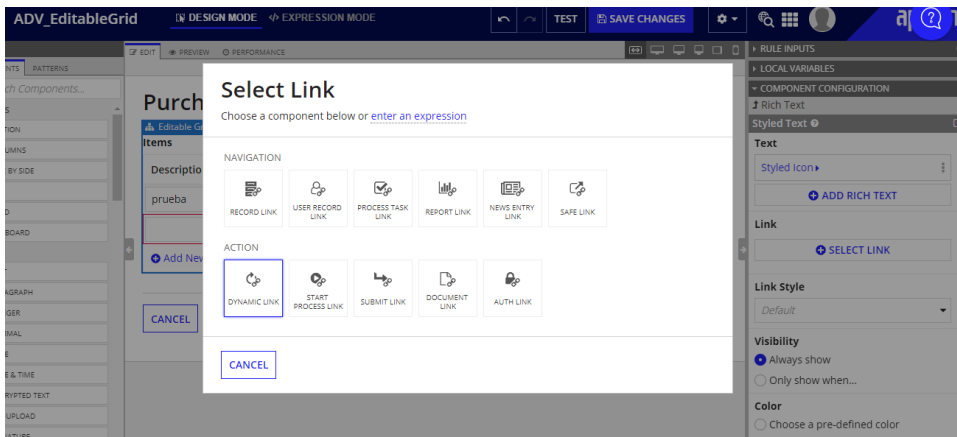
Description	Category	Qty	Unit Price	Amount
	--- Select a Value ---			0
	--- Select a Value ---			0

+ Add New item

CANCEL

SUBMIT

Parte 5: construya el botón Eliminar en línea



Save Value To (List of Save)

One or more variables that are updated with the link's value when it save a modified or alternative value to a variable.

```

1 {!save(ri!items, remove(ri!items, fv!index))}
    
```

Solicitud de compra

Elementos

Descripción	Categoría	Cantidad	Precio unitario	Monto	
LAPTOP	Hardware	5	5000	25000	✖
MOUSE	--- Seleccione un valor ---	2	10	20	✖
+ Agregar ítem nuevo					

CANCELAR

Botón
ENVIAR